

RBFOX3 monoclonal antibody

Catalog: MB22221

Host: Mouse

Reactivity: Human, Mouse

BackGround:

RBFOX3 (RNA Binding Protein, Fox-1 Homolog (C. Elegans) 3) is a Protein Coding gene. Diseases associated with RBFOX3 include vertebral artery occlusion and tuberculom sellae meningioma. Among its related pathways are Neuroscience. GO annotations related to this gene include nucleic acid binding and nucleotide binding. An important paralog of this gene is RBFOX1.

Product:

Purified antibody in PBS with 0.05% sodium azide

Molecular Weight:

33.8kDa

Swiss-Prot:

A6NFN3

Purification&Purity:

The antibody was affinity-purified from mouse ascites by affinity-chromatography using epitope-specific immunogen and the purity is > 95% (by SDS-PAGE).

Applications:

WB:1/500 - 1/2000 IF:1/200 - 1/1000 FC:1/200 - 1/400

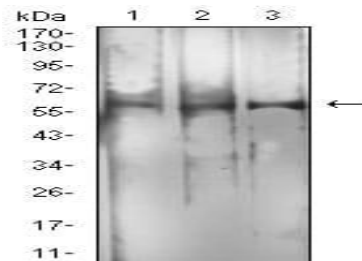
Storage&Stability:

Store at 4 °C short term. Aliquot and store at -20 °C long term. Avoid freeze-thaw cycles.

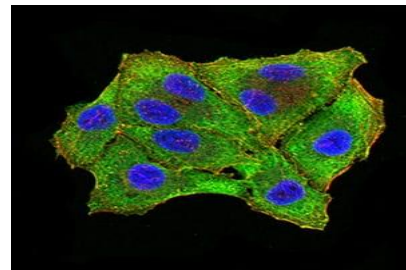
Isotype:

Mouse IgG2a

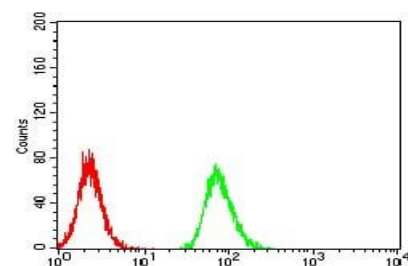
DATA:



Western blot analysis using RBFOX3 mouse mAb against C2C12 (1), RAW264.7 (2), and U251 (3) cell lysate.



Immunofluorescence analysis of HeLa cells using RBFOX3 mouse mAb (green). Blue: DRAQ5 fluorescent DNA dye. Red: Actin filaments have been labeled with Alexa Fluor-555 phalloidin. Secondary antibody from Fisher (Cat#: 35503)



Flow cytometric analysis of HeLa cells using RBFOX3 mouse mAb (green) and negative control (red).

Note:

For research use only, not for use in diagnostic procedure.

Bioworld Technology, Inc.

Add: 1660 South Highway 100, Suite 500 St. Louis Park, MN 55416, USA.

Email: info@bioworld.com

Tel: 6123263284

Fax: 6122933841

Bioworld technology, co. Ltd.

Add: No 9, weidi road Qixia District Nanjing, 210046, P. R. China.

Email: info@biogot.com

Tel: 0086-025-68037686

Fax: 0086-025-68035151