

Rab6b monoclonal antibody

Catalog: MB22161

Host: Mouse

Reactivity: Human, Rat

BackGround:

RAB6B (RAB6B, Member RAS Oncogene Family) is a Protein Coding gene. Among its related pathways are Sertoli-Sertoli Cell Junction Dynamics. GO annotations related to this gene include GTP binding and GTPase activity. An important paralog of this gene is RAB41.

Product:

Purified antibody in PBS with 0.05% sodium azide

Molecular Weight:

23.5kDa

Swiss-Prot:

Q9NRW1

Purification&Purity:

The antibody was affinity-purified from mouse ascites by affinity-chromatography using epitope-specific immunogen and the purity is > 95% (by SDS-PAGE).

Applications:

WB:1/500 - 1/2000 IHC:1/200 - 1/1000 IF:1/200 - 1/1000
FC:1/200 - 1/400

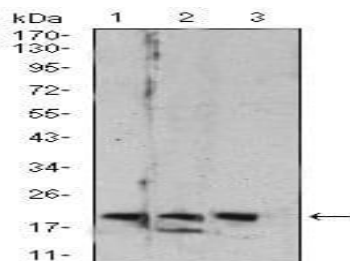
Storage&Stability:

Store at 4 °C short term. Aliquot and store at -20 °C long term. Avoid freeze-thaw cycles.

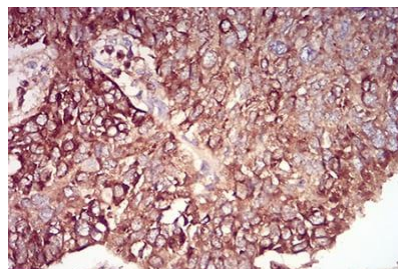
Isotype:

Mouse IgG1

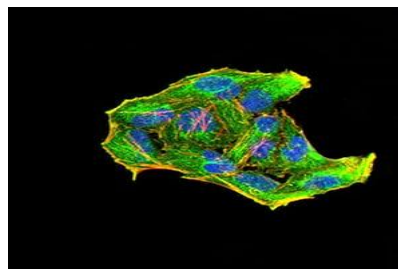
DATA:



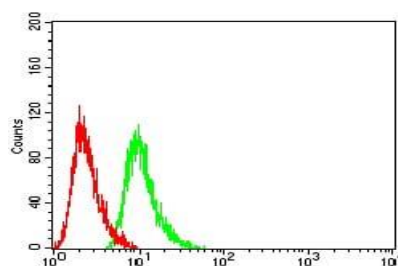
Western blot analysis using Rab6b mouse mAb against C6 (1), HT-29 (2), and PC-12 (3) cell lysate.



Immunohistochemical analysis of paraffin-embedded human lung cancer tissues using Rab6b mouse mAb with DAB staining.



Immunofluorescence analysis of HeLa cells using Rab6b mouse mAb (green). Blue: DRAQ5 fluorescent DNA dye. Red: Actin filaments have been labeled with Alexa Fluor- 555 phalloidin. Secondary antibody from Fisher (Cat#: 35503)



Flow cytometric analysis of HeLa cells using Rab6b mouse mAb (green) and negative control (red).

Note:

For research use only, not for use in diagnostic procedure.

Bioworld Technology, Inc.

Add: 1660 South Highway 100, Suite 500 St. Louis Park, MN 55416, USA.

Email: info@bioworld.com

Tel: 6123263284

Fax: 6122933841

Bioworld technology, co. Ltd.

Add: No 9, weidi road Qixia District Nanjing, 210046, P. R. China.

Email: info@biogot.com

Tel: 0086-025-68037686

Fax: 0086-025-68035151