

Rab5a monoclonal antibody

Catalog: MB22077

Host: Mouse

Reactivity: Human

BackGround:

RAB5A (RAB5A, Member RAS Oncogene Family) is a Protein Coding gene. Diseases associated with RAB5A include borna disease and choroideremia. Among its related pathways are Ras signaling pathway and Endocytosis. GO annotations related to this gene include GTP binding and GDP binding. An important paralog of this gene is RAB5C.

Product:

Purified antibody in PBS with 0.05% sodium azide

Molecular Weight:

23.7kDa

Swiss-Prot:

P20339

Purification&Purity:

The antibody was affinity-purified from mouse ascites by affinity-chromatography using epitope-specific immunogen and the purity is > 95% (by SDS-PAGE).

Applications:

WB:1/500 - 1/2000 IHC:1/200 - 1/1000 IF:1/200 - 1/1000
FC:1/200 - 1/400

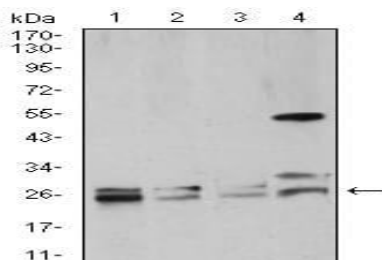
Storage&Stability:

Store at 4 °C short term. Aliquot and store at -20 °C long term. Avoid freeze-thaw cycles.

Isotype:

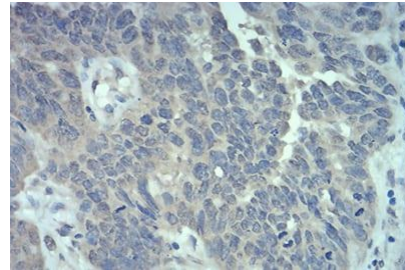
Mouse IgG1

DATA:

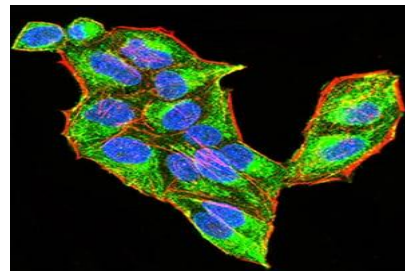


Western blot analysis using Rab5a mouse mAb against K562 (1), HeLa

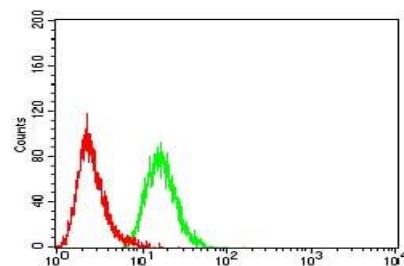
(2), Jurkat (3), and HepG2 (4) cell lysate.



Immunohistochemical analysis of paraffin-embedded human ovarian cancer tissues using Rab5a mouse mAb with DAB staining.



Immunofluorescence analysis of HeLa cells using Rab5a mouse mAb (green). Blue: DRAQ5 fluorescent DNA dye. Red: Actin filaments have been labeled with Alexa Fluor- 555 phalloidin. Secondary antibody from Fisher (Cat#: 35503)



Flow cytometric analysis of HeLa cells using Rab5a mouse mAb (green) and negative control (red).

Note:

For research use only, not for use in diagnostic procedure.

Bioworld Technology, Inc.

Add: 1660 South Highway 100, Suite 500 St. Louis Park, MN 55416, USA.

Email: info@bioworld.com

Tel: 6123263284

Fax: 6122933841

Bioworld technology, co. Ltd.

Add: No 9, weidi road Qixia District Nanjing, 210046, P. R. China.

Email: info@biogot.com

Tel: 0086-025-68037686

Fax: 0086-025-68035151