

## FOXP3 monoclonal antibody

Catalog: MB22064

Host: Mouse

Reactivity: Human, Mouse, Rabbit

### BackGround:

The protein encoded by this gene is a member of the forkhead/winged-helix family of transcriptional regulators. Defects in this gene are the cause of immunodeficiency polyendocrinopathy, enteropathy, X-linked syndrome (IPEX), also known as X-linked autoimmunity-immunodeficiency syndrome. Alternatively spliced transcript variants encoding different isoforms have been identified. <br />

### Product:

Purified antibody in PBS with 0.05% sodium azide

### Molecular Weight:

47.3kDa

### Swiss-Prot:

Q9BZS1

### Purification&Purity:

The antibody was affinity-purified from mouse ascites by affinity-chromatography using epitope-specific immunogen and the purity is > 95% (by SDS-PAGE).

### Applications:

WB:1/500 - 1/2000 IHC:1/100 - 1/500 FC:1/200 - 1/400

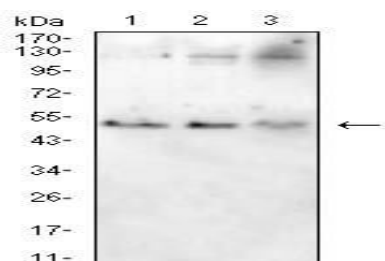
### Storage&Stability:

Store at 4 °C short term. Aliquot and store at -20 °C long term. Avoid freeze-thaw cycles.

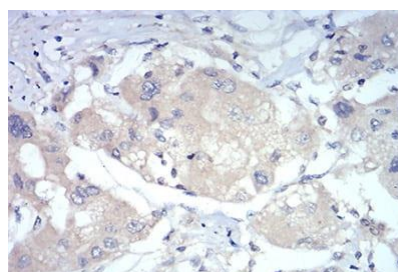
### Isotype:

Mouse IgG1

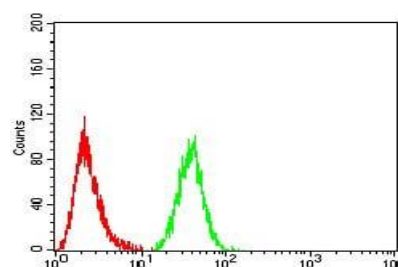
### DATA:



Western blot analysis using FOXP3 mouse mAb against C2C12(1) HeLa(2)Jurkat(3) cell lysate.



Immunohistochemical analysis of paraffin-embedded human liver cancer tissues using FOXP3 mouse mAb with DAB staining.



Flow cytometric analysis of HeLa cells using FOXP3 mouse mAb (green) and negative control (red).

### Note:

For research use only, not for use in diagnostic procedure.

### Bioworld Technology, Inc.

Add: 1660 South Highway 100, Suite 500 St. Louis Park, MN 55416, USA.

Email: [info@bioworld.com](mailto:info@bioworld.com)

Tel: 6123263284

Fax: 6122933841

### Bioworld technology, co. Ltd.

Add: No 9, weidi road Qixia District Nanjing, 210046, P. R. China.

Email: [info@biogot.com](mailto:info@biogot.com)

Tel: 0086-025-68037686

Fax: 0086-025-68035151