

TFAP2A monoclonal antibody

Catalog: MB21957

Host: Mouse

Reactivity: Human, Mouse, Monkey, Rat

BackGround:

The protein encoded by this gene is a transcription factor that binds the consensus sequence 5'-GCCNNNGGC-3'. The encoded protein functions as either a homodimer or as a heterodimer with similar family members. This protein activates the transcription of some genes while inhibiting the transcription of others. Defects in this gene are a cause of branchiooculofacial syndrome (BOFS). Three transcript variants encoding different isoforms have been found for this gene.

Product:

Purified antibody in PBS with 0.05% sodium azide

Molecular Weight:

48kDa

Swiss-Prot:

P05549

Purification&Purity:

The antibody was affinity-purified from mouse ascites by affinity-chromatography using epitope-specific immunogen and the purity is > 95% (by SDS-PAGE).

Applications:

IHC: 1/200 - 1/1000 FC: 1/200 - 1/400

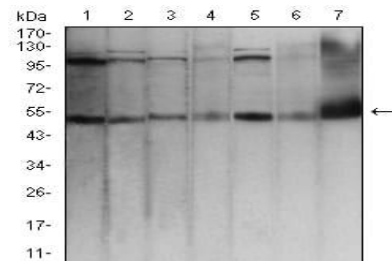
Storage&Stability:

Store at 4 °C short term. Aliquot and store at -20 °C long term. Avoid freeze-thaw cycles.

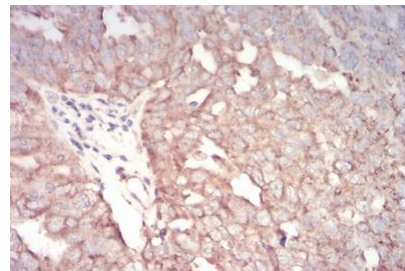
Isotype:

Mouse IgG1

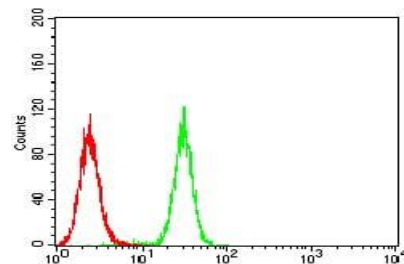
DATA:



Western blot analysis using TFAP2A mouse mAb against HeLa (1), MCF-7 (2), Cos7 (3), A431 (4), HCT116 (5), NIH/3T3 (6), and PC12 (7) cell lysate.



Immunohistochemical analysis of paraffin-embedded human ovarian cancer tissues using TFAP2A mouse mAb with DAB staining.



Flow cytometric analysis of HeLa cells using TFAP2A mouse mAb (green) and negative control (red).

Note:

For research use only, not for use in diagnostic procedure.

Bioworld Technology, Inc.

Add: 1660 South Highway 100, Suite 500 St. Louis Park, MN 55416, USA.

Email: info@bioworld.com

Tel: 6123263284

Fax: 6122933841

Bioworld technology, co. Ltd.

Add: No 9, weidi road Qixia District Nanjing, 210046, P. R. China.

Email: info@biogot.com

Tel: 0086-025-68037686

Fax: 0086-025-68035151