

## MSTN monoclonal antibody

Catalog: MB21810

Host: Mouse

Reactivity: Human

### BackGround:

The protein encoded by this gene is a member of the bone morphogenetic protein (BMP) family and the TGF-beta superfamily. This group of proteins is characterized by a polybasic proteolytic processing site which is cleaved to produce a mature protein containing seven conserved cysteine residues. The members of this family are regulators of cell growth and differentiation in both embryonic and adult tissues. This gene is thought to encode a secreted protein which negatively regulates skeletal muscle growth.

### Product:

Purified antibody in PBS with 0.05% sodium azide.

### Molecular Weight:

42.8kDa

### Swiss-Prot:

O14793

### Purification&Purity:

The antibody was affinity-purified from mouse ascites by affinity-chromatography using epitope-specific immunogen and the purity is > 95% (by SDS-PAGE).

### Applications:

WB:1/500 - 1/2000 IHC:1/200 - 1/1000 FC:1/200 - 1/400

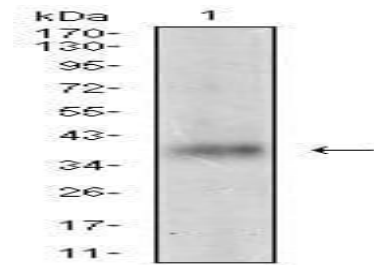
### Storage&Stability:

Store at 4 °C short term. Aliquot and store at -20 °C long term. Avoid freeze-thaw cycles.

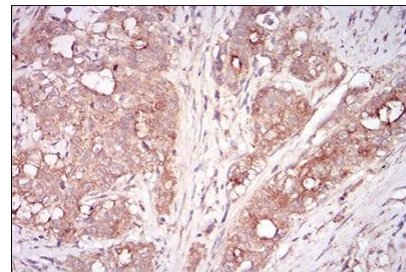
### Isotype:

Mouse IgG2b

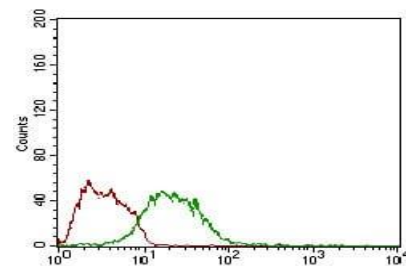
### DATA:



Western blot analysis using MSTN mouse mAb against LNCap cell lysate.



Immunohistochemical analysis of paraffin-embedded human cervical cancer tissues using MSTN mouse mAb with DAB staining.



Flow cytometric analysis of LNCap cells using MSTN mouse mAb (green) and negative control (red).

### Note:

For research use only, not for use in diagnostic procedure.

### Bioworld Technology, Inc.

Add: 1660 South Highway 100, Suite 500 St. Louis Park, MN 55416, USA.

Email: [info@bioworld.com](mailto:info@bioworld.com)

Tel: 6123263284

Fax: 6122933841

### Bioworld technology, co. Ltd.

Add: No 9, weidi road Qixia District Nanjing, 210046, P. R. China.

Email: [info@biogot.com](mailto:info@biogot.com)

Tel: 0086-025-68037686

Fax: 0086-025-68035151