

EIF2A monoclonal antibody

Catalog: MB21791

Host: Mouse

Reactivity: Human

BackGround:

EIF2A is a 65-kD protein that catalyzes the formation of puromycin-sensitive 80S preinitiation complexes

Product:

Purified antibody in PBS with 0.05% sodium azide.

Molecular Weight:

65kDa

Swiss-Prot:

Q9BY44

Purification&Purity:

The antibody was affinity-purified from mouse ascites by affinity-chromatography using epitope-specific immunogen and the purity is > 95% (by SDS-PAGE).

Applications:

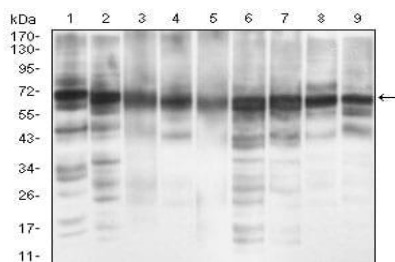
WB:1/500 - 1/2000 IHC:1/200 - 1/1000 IF:1/200 - 1/1000
FC:1/200 - 1/400

Storage&Stability:

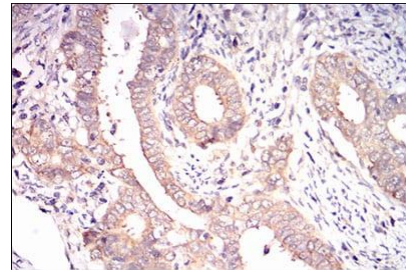
Store at 4 °C short term. Aliquot and store at -20 °C long term. Avoid freeze-thaw cycles.

Isotype:

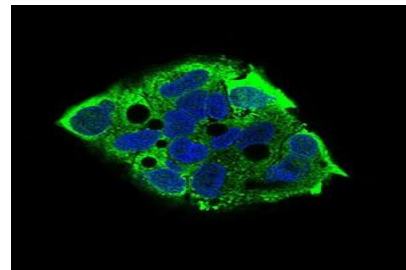
Mouse IgG1

DATA:

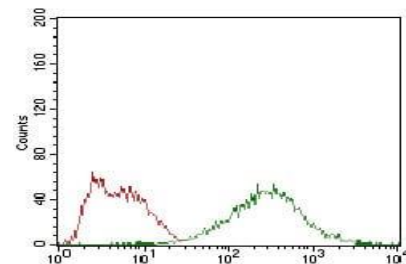
Western blot analysis using EIF2A mouse mAb against MCF-7 (1), PC-12 (2), HepG2 (3), HeLa (4), Cos7 (5), K562 (6), Jurkat (7), A431 (8) and NIH/3T3 (9) cell lysate.



Immunohistochemical analysis of paraffin-embedded human cervical cancer tissues using EIF2A mouse mAb with DAB staining.



Immunofluorescence analysis of HepG2 cells using EIF2A mouse mAb (green). Blue: DRAQ5 fluorescent DNA dye. Secondary antibody from Fisher (Cat#: 35503)



Flow cytometric analysis of HepG2 cells using EIF2A mouse mAb (green) and negative control (red).

Note:

For research use only, not for use in diagnostic procedure.

Bioworld Technology, Inc.

Add: 1660 South Highway 100, Suite 500 St. Louis Park, MN 55416, USA.

Email: info@bioworld.com

Tel: 6123263284

Fax: 6122933841

Bioworld technology, co. Ltd.

Add: No 9, weidi road Qixia District Nanjing, 210046, P. R. China.

Email: info@biogot.com

Tel: 0086-025-68037686

Fax: 0086-025-68035151