

## DIS3L2 monoclonal antibody

Catalog: MB21757

Host: Mouse

Reactivity: Human

### Background:

The protein encoded by this gene is similar in sequence to 3'/5' exonucleolytic subunits of the RNA exosome. The exosome is a large multimeric ribonucleotide complex responsible for degrading various RNA substrates. Several transcript variants, some protein-coding and some not, have been found for this gene. <br />

### Product:

Purified antibody in PBS with 0.05% sodium azide

### Molecular Weight:

99.3kDa

### Swiss-Prot:

Q8IYB7

### Purification&Purity:

The antibody was affinity-purified from mouse ascites by affinity-chromatography using epitope-specific immunogen and the purity is > 95% (by SDS-PAGE).

### Applications:

WB:1/500 - 1/2000 IHC:1/200 - 1/1000 FC:1/200 - 1/400


### Storage&Stability:

Store at 4 °C short term. Aliquot and store at -20 °C long term. Avoid freeze-thaw cycles.

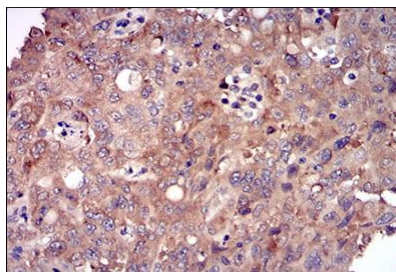
### Isotype:

Mouse IgG1

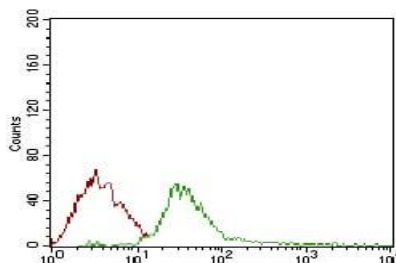
### DATA:



Western blot analysis using DIS3L2 mouse mAb against HeLa (1) and HepG2 (2) cell lysate.



Immunohistochemical analysis of paraffin-embedded human endometrial cancer tissues using DIS3L2 mouse mAb with DAB staining.



Flow cytometric analysis of Jurkat cells using DIS3L2 mouse mAb (green) and negative control (red).

### Note:

For research use only, not for use in diagnostic procedure.

### Bioworld Technology, Inc.

Add: 1660 South Highway 100, Suite 500 St. Louis Park, MN 55416, USA.

Email: [info@bioworld.com](mailto:info@bioworld.com)

Tel: 6123263284

Fax: 6122933841

### Bioworld technology, co. Ltd.

Add: No 9, weidi road Qixia District Nanjing, 210046, P. R. China.

Email: [info@biogot.com](mailto:info@biogot.com)

Tel: 0086-025-68037686

Fax: 0086-025-68035151