

## ZEB1 monoclonal antibody

Catalog: MB21745

Host: Mouse

Reactivity: Human

### BackGround:

This gene encodes a zinc finger transcription factor. The encoded protein likely plays a role in transcriptional repression of interleukin 2. Mutations in this gene have been associated with posterior polymorphous corneal dystrophy-3 and late-onset Fuchs endothelial corneal dystrophy. Alternatively spliced transcript variants encoding different isoforms have been described.

### Product:

Purified antibody in PBS with 0.05% sodium azide

### Molecular Weight:

124kDa

### Swiss-Prot:

P37275

### Purification&Purity:

The antibody was affinity-purified from mouse ascites by affinity-chromatography using epitope-specific immunogen and the purity is > 95% (by SDS-PAGE).

### Applications:

IHC:1/200 - 1/1000 IF:1/200 - 1/1000 FC:1/200 - 1/400

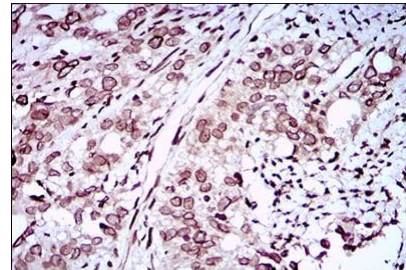
### Storage&Stability:

Store at 4 °C short term. Aliquot and store at -20 °C long term. Avoid freeze-thaw cycles.

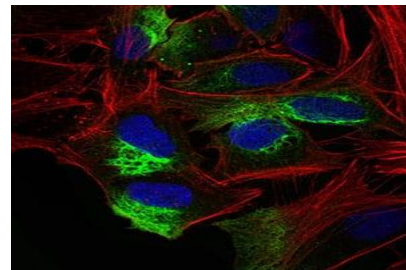
### Isotype:

Mouse IgG1

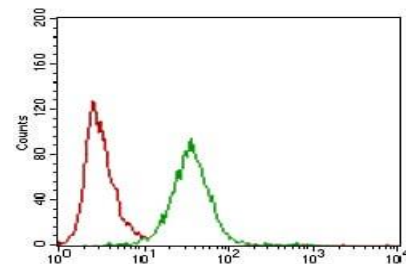
### DATA:



Immunohistochemical analysis of paraffin-embedded human cervical cancer tissues using ZEB1 mouse mAb with DAB staining.



Immunofluorescence analysis of HeLa cells using ZEB1 mouse mAb (green). Blue: DRAQ5 fluorescent DNA dye. Red: Actin filaments have been labeled with Alexa Fluor-555 phalloidin.



Flow cytometric analysis of HeLa cells using ZEB1 mouse mAb (green) and negative control (red).

### Note:

For research use only, not for use in diagnostic procedure.

### Bioworld Technology, Inc.

Add: 1660 South Highway 100, Suite 500 St. Louis Park, MN 55416, USA.

Email: [info@bioworld.com](mailto:info@bioworld.com)

Tel: 6123263284

Fax: 6122933841

### Bioworld technology, co. Ltd.

Add: No 9, weidi road Qixia District Nanjing, 210046, P. R. China.

Email: [info@biogot.com](mailto:info@biogot.com)

Tel: 0086-025-68037686

Fax: 0086-025-68035151