

Ring1 monoclonal antibody

Catalog: MB21702

Host: Mouse

Reactivity: Human

Background:

This gene belongs to the RING finger family, members of which encode proteins characterized by a RING domain, a zinc-binding motif related to the zinc finger domain. The gene product can bind DNA and can act as a transcriptional repressor. It is associated with the multimeric polycomb group protein complex. The gene product interacts with the polycomb group proteins BMI1, EDR1, and CBX4, and colocalizes with these proteins in large nuclear domains. It interacts with the CBX4 protein via its glycine-rich C-terminal domain. The gene maps to the HLA class II region, where it is contiguous with the RING finger genes FABGL and HKE4.

Product:

Purified antibody in PBS with 0.05% sodium azide

Molecular Weight:

42.4kDa

Swiss-Prot:

Q06587

Purification&Purity:

The antibody was affinity-purified from mouse ascites by affinity-chromatography using epitope-specific immunogen and the purity is > 95% (by SDS-PAGE).

Applications:

WB:1/500 - 1/2000 IHC:1/200 - 1/1000 FC:1/200 - 1/400

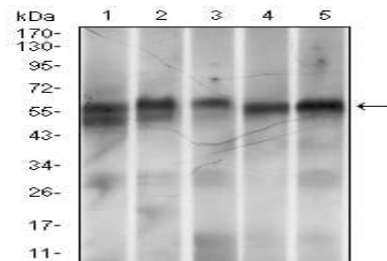
Storage&Stability:

Store at 4 °C short term. Aliquot and store at -20 °C long term. Avoid freeze-thaw cycles.

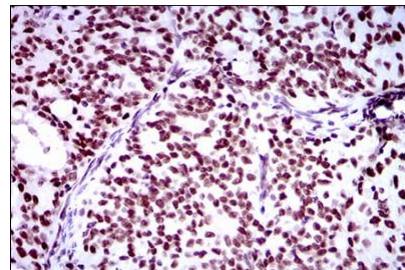
Isotype:

Mouse IgG1

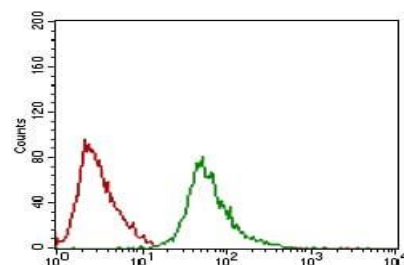
DATA:



Western blot analysis using Ring1 mouse mAb against MOLT-4 (1), LNCaP (2), HeLa (3), HEK-293 (4) and Jurkat (5) cell lysate.



Immunohistochemical analysis of paraffin-embedded human cervical cancer tissues using Ring1 mouse mAb with DAB staining.



Flow cytometric analysis of HeLa cells using Ring1 mouse mAb (green) and negative control (red).

Note:

For research use only, not for use in diagnostic procedure.

Bioworld Technology, Inc.

Add: 1660 South Highway 100, Suite 500 St. Louis Park, MN 55416, USA.

Email: info@bioworld.com

Tel: 6123263284

Fax: 6122933841

Bioworld technology, co. Ltd.

Add: No 9, weidi road Qixia District Nanjing, 210046, P. R. China.

Email: info@biogot.com

Tel: 0086-025-68037686

Fax: 0086-025-68035151