

PLK1 monoclonal antibody

Catalog: MB21646

Host: Mouse

Reactivity: Human, Mouse, Rat, Monkey

BackGround:

Polo-like kinase 1 (Plk1) plays key roles in many aspects of mitosis. Suppression of Plk1 by p21(Waf1) is responsible for p53-dependent protection against adriamycin-induced caspase-independent mitotic death.

Product:

Purified antibody in PBS with 0.05% sodium azide

Molecular Weight:

68kDa

Swiss-Prot:

P53350

Purification&Purity:

The antibody was affinity-purified from mouse ascites by affinity-chromatography using epitope-specific immunogen and the purity is > 95% (by SDS-PAGE).

Applications:

WB:1/500 - 1/2000 IHC:1/100 - 1/500 FC:1/200 - 1/400

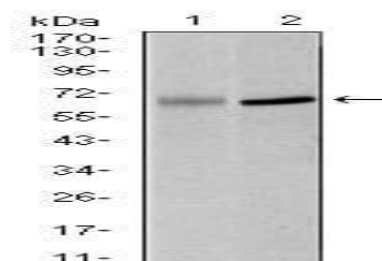
Storage&Stability:

Store at 4 °C short term. Aliquot and store at -20 °C long term. Avoid freeze-thaw cycles.

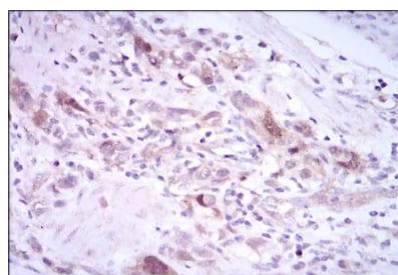
Isotype:

Mouse IgG1

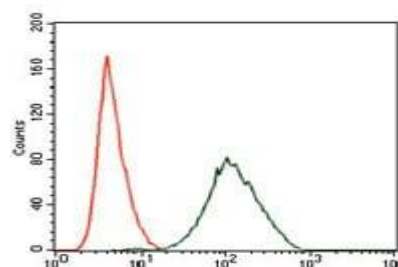
DATA:



Western blot analysis using PLK1 mouse mAb against K562 (1) and Raji (2) cell lysate.



Immunohistochemical analysis of paraffin-embedded human stomach cancer tissues using PLK1 mouse mAb with DAB staining.



Flow cytometric analysis of NIH3T3 cells using PLK1 mouse mAb (green) and negative control (red).

Note:

For research use only, not for use in diagnostic procedure.

Bioworld Technology, Inc.

Add: 1660 South Highway 100, Suite 500 St. Louis Park, MN 55416, USA.

Email: info@bioworld.com

Tel: 6123263284

Fax: 6122933841

Bioworld technology, co. Ltd.

Add: No 9, weidi road Qixia District Nanjing, 210046, P. R. China.

Email: info@biogot.com

Tel: 0086-025-68037686

Fax: 0086-025-68035151