

RAB4A monoclonal antibody

Catalog: MB21621

Host: Mouse

Reactivity: Human, Mouse, Monkey

BackGround:

The protein encoded by this gene belongs to the rab family. Rab4A protein is involved in the regulation of procathepsin L secretion, it was either inhibited by expression of a Rab4A dominant-negative mutant or increased by overexpression of the wild-type Rab4A in human melanoma cells.

Product:

Purified antibody in PBS with 0.05% sodium azide

Molecular Weight:

23.8kDa

Swiss-Prot:

P20338

Purification&Purity:

The antibody was affinity-purified from mouse ascites by affinity-chromatography using epitope-specific immunogen and the purity is > 95% (by SDS-PAGE).

Applications:

WB:1/500 - 1/2000 IHC:1/200 - 1/1000 FC:1/200 - 1/400

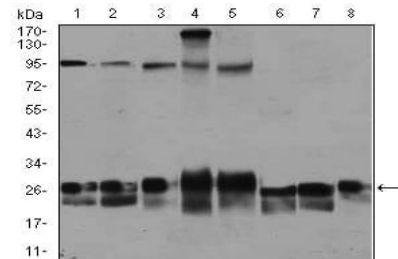
Storage&Stability:

Store at 4 °C short term. Aliquot and store at -20 °C long term. Avoid freeze-thaw cycles.

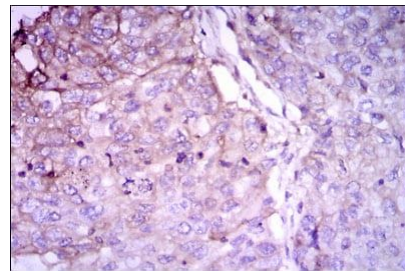
Isotype:

Mouse IgG1

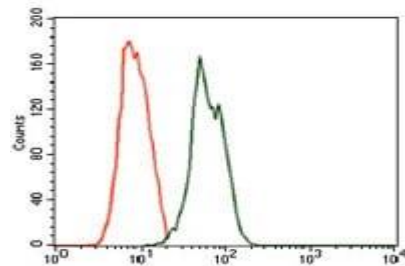
DATA:



Western blot analysis using RAB4A mouse mAb against Jurkat (1), HeLa (2), A549 (3), HEK293 (4), K562 (5), NIH3T3 (6), PC-12 (7), and COS7 (8) cell lysate.



Immunohistochemical analysis of paraffin-embedded human lung cancer tissues using RAB4A mouse mAb with DAB staining.



Flow cytometric analysis of MCF-7 cells using RAB4A mouse mAb (green) and negative control (red).

Note:

For research use only, not for use in diagnostic procedure.

Bioworld Technology, Inc.

Add: 1660 South Highway 100, Suite 500 St. Louis Park, MN 55416, USA.

Email: info@bioworld.com

Tel: 6123263284

Fax: 6122933841

Bioworld technology, co. Ltd.

Add: No 9, weidi road Qixia District Nanjing, 210046, P. R. China.

Email: info@biogot.com

Tel: 0086-025-68037686

Fax: 0086-025-68035151