

## HSP90AA1 monoclonal antibody

Catalog: MB21607

Host: Mouse

Reactivity: Human, Mouse, Monkey

### Background:

HSP90 proteins are highly conserved molecular chaperones that have key roles in signal transduction, protein folding, protein degradation, and morphologic evolution. HSP90 proteins normally associate with other cochaperones and play important roles in folding newly synthesized proteins or stabilizing and refolding denatured proteins after stress. There are 2 major cytosolic HSP90 proteins, HSP90AA1, an inducible form, and HSP90AB1 (MIM 140572), a constitutive form. Other HSP90 proteins are found in endoplasmic reticulum (HSP90B1; MIM 191175) and mitochondria (TRAP1; MIM 606219) (Chen et al., 2005 [PubMed 16269234]).

### Product:

Purified antibody in PBS with 0.05% sodium azide

### Molecular Weight:

90kDa

### Swiss-Prot:

P07900

### Purification&Purity:

The antibody was affinity-purified from mouse ascites by affinity-chromatography using epitope-specific immunogen and the purity is > 95% (by SDS-PAGE).

### Applications:

WB:1/500 - 1/2000 IHC:1/200 - 1/1000 FC:1/200 - 1/400

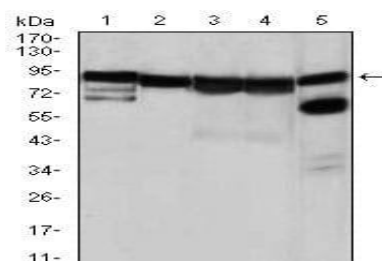
### Storage&Stability:

Store at 4 °C short term. Aliquot and store at -20 °C long term. Avoid freeze-thaw cycles.

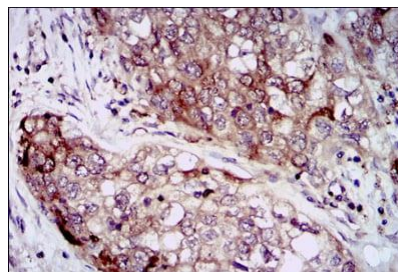
### Isotype:

Mouse IgG1

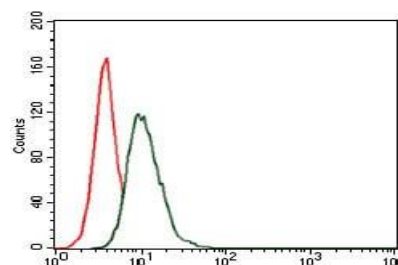
### DATA:



Western blot analysis using HSP90AA1 mouse mAb against NIH3T3 (1), HeLa (2), HCT116(3), HL-60 (4) and COS7 (5) cell lysate.



Immunohistochemical analysis of paraffin-embedded human lung cancer tissues using HSP90AA1 mouse mAb with DAB staining.



Flow cytometric analysis of HeLa cells using HSP90AA1 mouse mAb (green) and negative control (red).

### Note:

For research use only, not for use in diagnostic procedure.

### Bioworld Technology, Inc.

Add: 1660 South Highway 100, Suite 500 St. Louis Park, MN 55416, USA.

Email: [info@bioworld.com](mailto:info@bioworld.com)

Tel: 6123263284

Fax: 6122933841

### Bioworld technology, co. Ltd.

Add: No 9, weidi road Qixia District Nanjing, 210046, P. R. China.

Email: [info@biogot.com](mailto:info@biogot.com)

Tel: 0086-025-68037686

Fax: 0086-025-68035151