

## RPA1 monoclonal antibody

Catalog: MB21599

Host: Mouse

Reactivity: Human, Monkey

**BackGround:**

"This gene Plays an essential role in several cellular processes in DNA metabolism including replication, recombination and DNA repair. Binds and subsequently stabilizes single-stranded DNA intermediates and thus prevents complementary DNA from reannealing"

**Product:**

Purified antibody in PBS with 0.05% sodium azide

**Molecular Weight:**

68.1kDa

**Swiss-Prot:**

P27694

**Purification&Purity:**

The antibody was affinity-purified from mouse ascites by affinity-chromatography using epitope-specific immunogen and the purity is > 95% (by SDS-PAGE).

**Applications:**

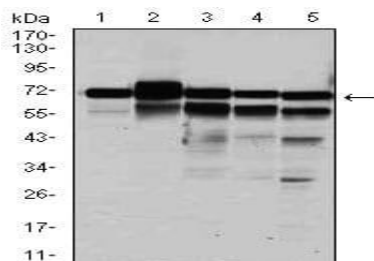
WB:1/500 - 1/2000 IHC:1/200 - 1/1000 IF:1/200 - 1/1000  
FC:1/200 - 1/400

**Storage&Stability:**

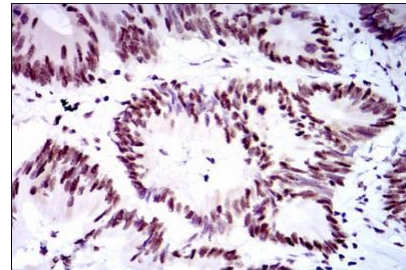
Store at 4 °C short term. Aliquot and store at -20 °C long term. Avoid freeze-thaw cycles.

**Isotype:**

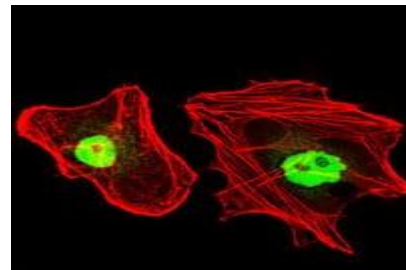
Mouse IgG1

**DATA:**

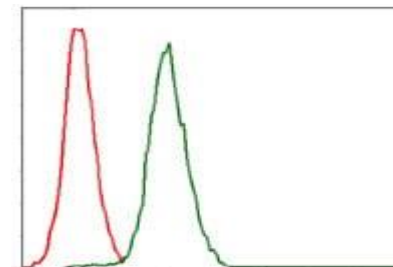
Western blot analysis using RPA1 mouse mAb against HeLa (1), MCF-7 (2), K562(3), A431(4), and COS-7 (6) cell lysate.



Immunohistochemical analysis of paraffin-embedded human colon cancer tissues using RPA1 mouse mAb with DAB staining.



Immunofluorescence analysis of HeLa cells using RPA1 mouse mAb (green). Red: Actin filaments have been labeled with Alexa Fluor-555 phalloidin.



Flow cytometric analysis of Jurkat cells using RPA1 mouse mAb (green) and negative control (red).

**Note:**

For research use only, not for use in diagnostic procedure.

**Bioworld Technology, Inc.**

Add: 1660 South Highway 100, Suite 500 St. Louis Park, MN 55416, USA.

Email: [info@bioworld.com](mailto:info@bioworld.com)

Tel: 6123263284

Fax: 6122933841

**Bioworld technology, co. Ltd.**

Add: No 9, weidi road Qixia District Nanjing, 210046, P. R. China.

Email: [info@biogot.com](mailto:info@biogot.com)

Tel: 0086-025-68037686

Fax: 0086-025-68035151