

PPP2R4 monoclonal antibody

Catalog: MB21560

Host: Mouse

Reactivity: Human

BackGround:

Protein phosphatase 2A is one of the four major Ser/Thr phosphatases and is implicated in the negative control of cell growth and division. Protein phosphatase 2A holoenzymes are heterotrimeric proteins composed of a structural subunit A, a catalytic subunit C, and a regulatory subunit B. The regulatory subunit is encoded by a diverse set of genes that have been grouped into the B/PR55, B'/PR61, and B''/PR72 families. These different regulatory subunits confer distinct enzymatic specificities and intracellular localizations to the holoenzyme. The product of this gene belongs to the B' family. This gene encodes a specific phosphotyrosyl phosphatase activator of the dimeric form of protein phosphatase 2A. Alternative splicing results in multiple transcript variants encoding different isoforms.

Product:

Purified antibody in PBS with 0.05% sodium azide

Molecular Weight:

41kDa

Swiss-Prot:

Q15257

Purification&Purity:

The antibody was affinity-purified from mouse ascites by affinity-chromatography using epitope-specific immunogen and the purity is > 95% (by SDS-PAGE).

Applications:

IHC:1/200 - 1/1000 IF:1/200 - 1/1000 FC:1/200 - 1/400

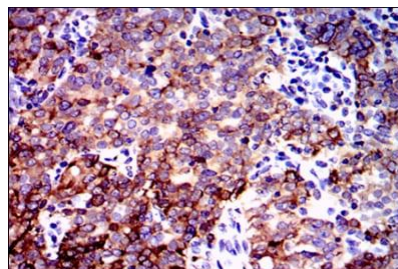
Storage&Stability:

Store at 4 °C short term. Aliquot and store at -20 °C long term. Avoid freeze-thaw cycles.

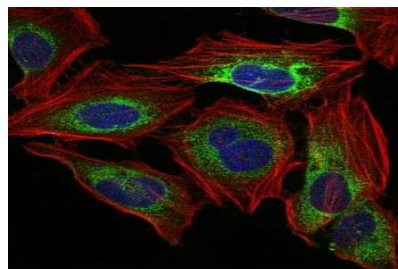
Isotype:

Mouse IgG1

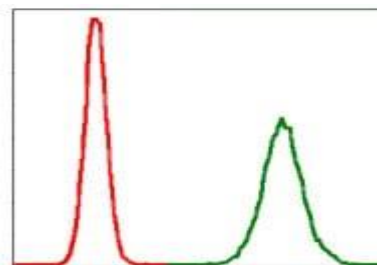
DATA:



Immunohistochemical analysis of paraffin-embedded human cervical cancer tissues using PPP2R4 mouse mAb with DAB staining.



Immunofluorescence analysis of HeLa cells using PPP2R4 mouse mAb (green). Blue: DRAQ5 fluorescent DNA dye. Red: Actin filaments have been labeled with Alexa Fluor-555 phalloidin.



Flow cytometric analysis of MCF-7 cells using PPP2R4 mouse mAb (green) and negative control (red).

Note:

For research use only, not for use in diagnostic procedure.

Bioworld Technology, Inc.

Add: 1660 South Highway 100, Suite 500 St. Louis Park, MN 55416, USA.

Email: info@bioworld.com

Tel: 6123263284

Fax: 6122933841

Bioworld technology, co. Ltd.

Add: No 9, weidi road Qixia District Nanjing, 210046, P. R. China.

Email: info@biogot.com

Tel: 0086-025-68037686

Fax: 0086-025-68035151