

## PHB monoclonal antibody

Catalog: MB21520

Host: Mouse

Reactivity: Human, Mouse, Rat, Monkey

**BackGround:**

Prohibitin is an evolutionarily conserved gene that is ubiquitously expressed. It is thought to be a negative regulator of cell proliferation and may be a tumor suppressor. Mutations in PHB have been linked to sporadic breast cancer. Prohibitin is expressed as two transcripts with varying lengths of 3' untranslated region. The longer transcript is present at higher levels in proliferating tissues and cells, suggesting that this longer 3' untranslated region may function as a trans-acting regulatory RNA.

**Product:**

Purified antibody in PBS with 0.05% sodium azide.

**Molecular Weight:**

30kDa

**Swiss-Prot:**

P35232

**Purification&Purity:**

The antibody was affinity-purified from mouse ascites by affinity-chromatography using epitope-specific immunogen and the purity is > 95% (by SDS-PAGE).

**Applications:**

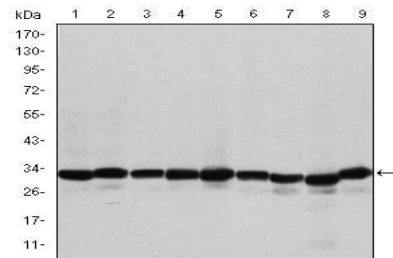
WB:1/500 - 1/2000 IHC:1/200 - 1/1000 IF:1/200 - 1/1000  
FC:1/200 - 1/400

**Storage&Stability:**

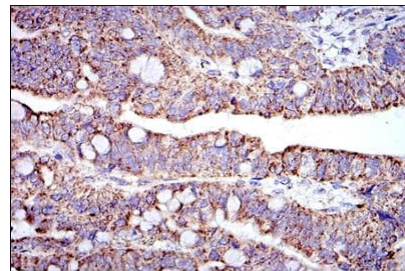
Store at 4 °C short term. Aliquot and store at -20 °C long term. Avoid freeze-thaw cycles.

**Isotype:**

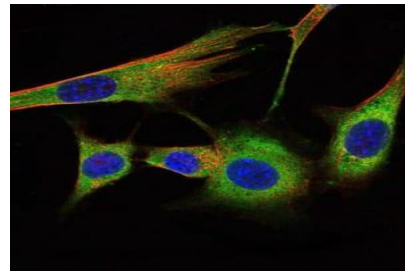
Mouse IgG1

**DATA:**

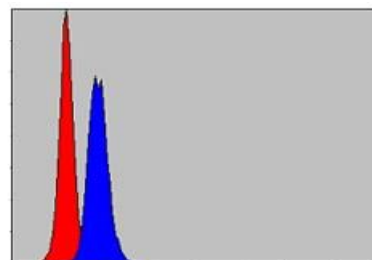
Western blot analysis using PHB mouse mAb against A431 (1), MCF-7 (2), Jurkat (3), HeLa (4), HepG2 (5), A549 (6), NIH/3T3 (7), Cos7 (8) and PC-12 (9) cell lysate.



Immunohistochemical analysis of paraffin-embedded human rectum cancer tissues using PHB mouse mAb with DAB staining.



Immunofluorescence analysis of NIH/3T3 cells using PHB mouse mAb (green). Blue: DRAQ5 fluorescent DNA dye. Red: Actin filaments have been labeled with Alexa Fluor-555 phalloidin.

**Bioworld Technology, Inc.**

Add: 1660 South Highway 100, Suite 500 St. Louis Park, MN 55416, USA.

Email: [info@bioworld.com](mailto:info@bioworld.com)

Tel: 6123263284

Fax: 6122933841

**Bioworld technology, co. Ltd.**

Add: No 9, weidi road Qixia District Nanjing, 210046, P. R. China.

Email: [info@biogot.com](mailto:info@biogot.com)

Tel: 0086-025-68037686

Fax: 0086-025-68035151



## PRODUCT DATA SHEET

Bioworld Technology, Inc.

Flow cytometric analysis of MCF-7 cells using PHB mouse mAb (blue) and negative control (red).

**Note:**

For research use only, not for use in diagnostic procedure.

---

**Bioworld Technology, Inc.**

Add: 1660 South Highway 100, Suite 500 St. Louis Park,  
MN 55416, USA.

Email: [info@bioworld.com](mailto:info@bioworld.com)

Tel: 6123263284

Fax: 6122933841

**Bioworld technology, co. Ltd.**

Add: No 9, weidi road Qixia District Nanjing, 210046,  
P. R. China.

Email: [info@biogot.com](mailto:info@biogot.com)

Tel: 0086-025-68037686

Fax: 0086-025-68035151