

CDK1 monoclonal antibody

Catalog: MB21445

Host: Mouse

Reactivity: Human, Mouse, Rat, Monkey

BackGround:

The protein encoded by this gene is a member of the Ser/Thr protein kinase family. This protein is a catalytic subunit of the highly conserved protein kinase complex known as M-phase promoting factor (MPF), which is essential for G1/S and G2/M phase transitions of eukaryotic cell cycle. Mitotic cyclins stably associate with this protein and function as regulatory subunits. The kinase activity of this protein is controlled by cyclin accumulation and destruction through the cell cycle. The phosphorylation and dephosphorylation of this protein also play important regulatory roles in cell cycle control.

Product:

Purified antibody in PBS with 0.05% sodium azide.

Molecular Weight:

34kDa

Swiss-Prot:

P06493

Purification&Purity:

The antibody was affinity-purified from mouse ascites by affinity-chromatography using epitope-specific immunogen and the purity is > 95% (by SDS-PAGE).

Applications:

WB:1/500 - 1/2000 IHC:1/200 - 1/1000 IF:1/200 - 1/1000

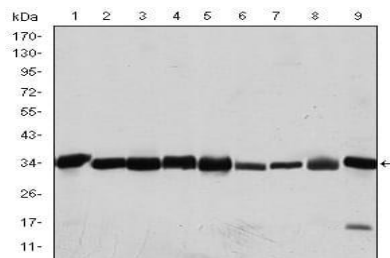
Storage&Stability:

Store at 4 °C short term. Aliquot and store at -20 °C long term. Avoid freeze-thaw cycles.

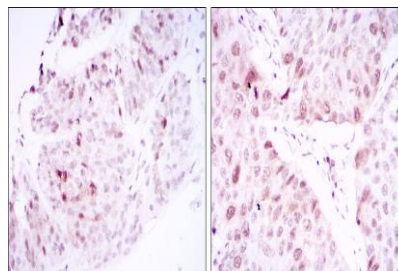
Isotype:

Mouse IgG1

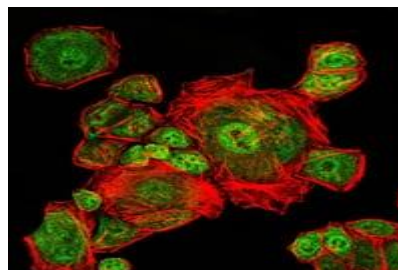
DATA:



Western blot analysis using CDK1 mouse mAb against HeLa (1), Jurkat (2), K562 (3), A431 (4), MCF-7 (5), RAW264.7 (6), NIN/3T3 (7), PC-12 (8), and Cos7 (9) cell lysate.



Immunohistochemical analysis of paraffin-embedded human ovarian cancer tissues (left) and lung cancer tissues (right) using CDK1 mouse mAb with DAB staining.



Immunofluorescence analysis of Eca109 cells using CDK1 mouse mAb (green). Red: Actin filaments have been labeled with Alexa Fluor-555 phalloidin.

Note:

For research use only, not for use in diagnostic procedure.

Bioworld Technology, Inc.

Add: 1660 South Highway 100, Suite 500 St. Louis Park, MN 55416, USA.

Email: info@bioworld.com

Tel: 6123263284

Fax: 6122933841

Bioworld technology, co. Ltd.

Add: No 9, weidi road Qixia District Nanjing, 210046, P. R. China.

Email: info@biogot.com

Tel: 0086-025-68037686

Fax: 0086-025-68035151