

CRTC3 monoclonal antibody

Catalog: MB21435

Host: Mouse

Reactivity: Human, Monkey

BackGround:

Transcriptional coactivator for CREB1 which activates transcription through both consensus and variant cAMP response element (CRE) sites. Acts as a coactivator, in the SIK/TORC signaling pathway, being active when dephosphorylated and acts independently of CREB1 'Ser-133' phosphorylation. Enhances the interaction of CREB1 with TAF4. Regulates the expression of specific CREB-activated genes such as the steroidogenic gene, StAR. Potent coactivator of PPAR γ C1A and inducer of mitochondrial biogenesis in muscle cells. Also coactivator for TAX activation of the human T-cell leukemia virus type 1 (HTLV-1) long terminal repeats (LTR). Tissue specificity: Predominantly expressed in B and T lymphocytes. Highest levels in lung. Also expressed in brain, colon, heart, kidney, ovary, and prostate. Weak expression in liver, pancreas, muscle, small intestine, spleen and stomach.

Product:

Ascitic fluid containing 0.03% sodium azide.

Molecular Weight:

68kDa

Swiss-Prot:

Q6UUV7

Purification&Purity:

The antibody was affinity-purified from mouse ascites by affinity-chromatography using epitope-specific immunogen and the purity is > 95% (by SDS-PAGE).

Applications:

WB:1/500 - 1/2000 IHC:1/200 - 1/1000 IF:1/200 - 1/1000

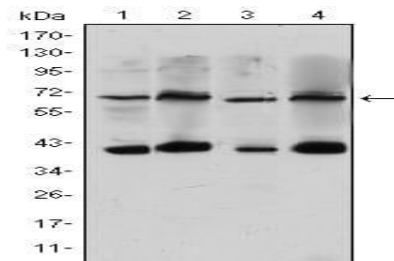
Storage&Stability:

Store at 4 °C short term. Aliquot and store at -20 °C long term. Avoid freeze-thaw cycles.

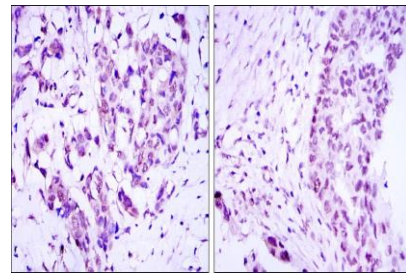
Isotype:

Mouse IgG1

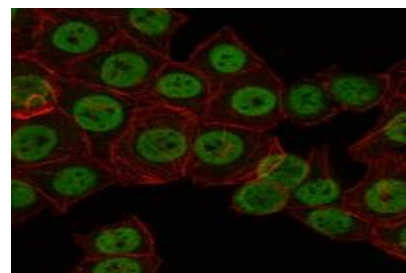
DATA:



Western blot analysis using CRTC3 mouse mAb against HeLa (1), Jurkat (2), Cos7 (3) and MCF-7 (4) cell lysate.



Immunohistochemical analysis of paraffin-embedded human breast cancer (left) and ovarian cancer (right) using CRTC3 mouse mAb with DAB staining.



Immunofluorescence analysis of NTERA-2 cells using CRTC3 mouse mAb (green). Red: Actin filaments have been labeled with Alexa Fluor-555 phalloidin.

Note:

For research use only, not for use in diagnostic procedure.

Bioworld Technology, Inc.

Add: 1660 South Highway 100, Suite 500 St. Louis Park, MN 55416, USA.

Email: info@bioworld.com

Tel: 6123263284

Fax: 6122933841

Bioworld technology, co. Ltd.

Add: No 9, weidi road Qixia District Nanjing, 210046, P. R. China.

Email: info@biogot.com

Tel: 0086-025-68037686

Fax: 0086-025-68035151