

## MAP2K4 monoclonal antibody

Catalog: MB21434

Host: Mouse

Reactivity: Human

### BackGround:

This gene encodes a dual specificity protein kinase that belongs to the Ser/Thr protein kinase family. This kinase is a direct activator of MAP kinases in response to various environmental stresses or mitogenic stimuli. It has been shown to activate MAPK8/JNK1, MAPK9/JNK2, and MAPK14/p38, but not MAPK1/ERK2 or MAPK3/ERK3. This kinase is phosphorylated, and thus activated by MAP3K1/MEKK. The knockout studies in mice suggested the roles of this kinase in mediating survival signal in T cell development, as well as in the organogenesis of liver. Tissue specificity: Abundant expression is seen in the skeletal muscle. It is also widely expressed in other tissues.

### Product:

Ascitic fluid containing 0.03% sodium azide.

### Molecular Weight:

42kDa

### Swiss-Prot:

P45985

### Purification&Purity:

The antibody was affinity-purified from mouse ascites by affinity-chromatography using epitope-specific immunogen and the purity is > 95% (by SDS-PAGE).

### Applications:

WB:1/500 - 1/2000 IHC:1/200 - 1/1000 FC:1/200 - 1/400

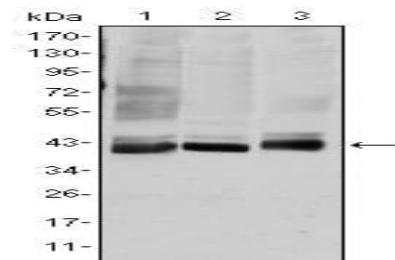
### Storage&Stability:

Store at 4 °C short term. Aliquot and store at -20 °C long term. Avoid freeze-thaw cycles.

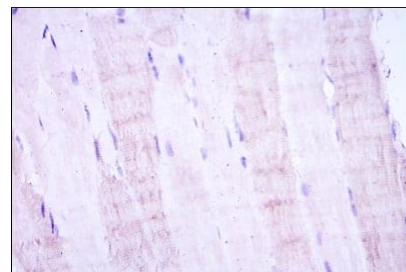
### Isotype:

Mouse IgG1

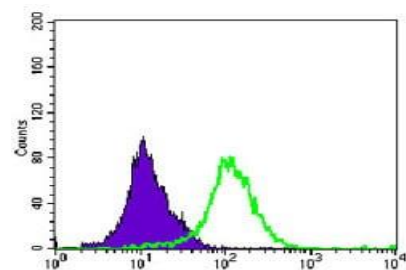
### DATA:



Western blot analysis using MAP2K4 mouse mAb against HepG2 (1), K562 (2), and HEK293 (3) cell lysate.



Immunohistochemical analysis of paraffin-embedded human muscle tissues using MAP2K4 mouse mAb with DAB staining.



Flow cytometric analysis of K562 cells using MAP2K4 mouse mAb (green) and negative control (purple).

### Note:

For research use only, not for use in diagnostic procedure.

### Bioworld Technology, Inc.

Add: 1660 South Highway 100, Suite 500 St. Louis Park, MN 55416, USA.

Email: [info@bioworld.com](mailto:info@bioworld.com)

Tel: 6123263284

Fax: 6122933841

### Bioworld technology, co. Ltd.

Add: No 9, weidi road Qixia District Nanjing, 210046, P. R. China.

Email: [info@biogot.com](mailto:info@biogot.com)

Tel: 0086-025-68037686

Fax: 0086-025-68035151