

## alpha Smooth Muscle Actin monoclonal antibody

Catalog: MB21428      Host: Mouse      Reactivity: Human, Mouse, Rat, Rabbit, Monkey

**BackGround:**

Actin, alpha 2, smooth muscle, aorta, major constituent of thin filaments.

**Product:**

Purified antibody in PBS with 0.05% sodium azide.

**Molecular Weight:**

42kDa

**Swiss-Prot:**

P62736

**Purification&Purity:**

The antibody was affinity-purified from mouse ascites by affinity-chromatography using epitope-specific immunogen and the purity is > 95% (by SDS-PAGE).

**Applications:**

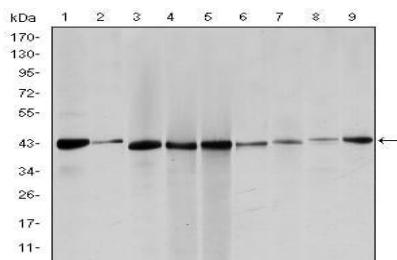
WB:1/500 - 1/2000 IHC:1/50-1/100 IF:1/200 - 1/1000  
FC:1/200 - 1/400

**Storage&Stability:**

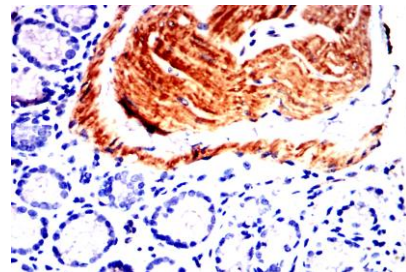
Store at 4 °C short term. Aliquot and store at -20 °C long term. Avoid freeze-thaw cycles.

**Isotype:**

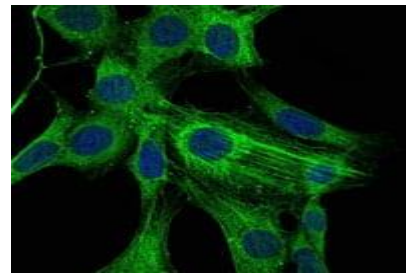
Mouse IgG1

**DATA:**

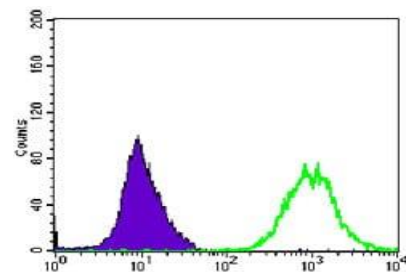
Western blot analysis using ACTA2 mouse mAb against HeLa (1), Jurkta (2), HepG2 (3), MCF-7 (4), A431 (5), A549 (6), PC-12 (7), NIH/3T3 (8) and Cos7 (9) cell lysate.



Immunohistochemical analysis of paraffin-embedded Mouse colon using ACTA2 mouse mAb with DAB staining.



Immunofluorescence analysis of NIH/3T3 cells using ACTA2 mouse mAb (green). Blue: DRAQ5 fluorescent DNA dye.



Flow cytometric analysis of HeLa cells using ACTA2 mouse mAb (green) and negative control (purple).

**Note:**

For research use only, not for use in diagnostic procedure.

**Bioworld Technology, Inc.**

Add: 1660 South Highway 100, Suite 500 St. Louis Park, MN 55416, USA.

Email: [info@bioworld.com](mailto:info@bioworld.com)

Tel: 6123263284

Fax: 6122933841

**Bioworld technology, co. Ltd.**

Add: No 9, weidi road Qixia District Nanjing, 210046, P. R. China.

Email: [info@biogot.com](mailto:info@biogot.com)

Tel: 0086-025-68037686

Fax: 0086-025-68035151