

## AURKA monoclonal antibody

Catalog: MB21426

Host: Mouse

Reactivity: Human, Mouse, Rat, Monkey

**BackGround:**

Aurora A plays a role in cell cycle regulation during anaphase and/or telophase, in relation to the function of the centrosome/spindle pole region during chromosome segregation. Aurora A plays a key role during tumor development and progression and is overexpressed in many human cancers including breast, ovarian and colorectal. Aurora A is viewed as a potential target for anticancer drug treatment. Tissue specificity: Highly expressed in testis and weakly in skeletal muscle, thymus and spleen. Also highly expressed in colon, ovarian, prostate, neuroblastoma, breast and cervical cancer cell lines.

**Product:**

Ascitic fluid containing 0.03% sodium azide.

**Molecular Weight:**

48kDa

**Swiss-Prot:**

O14965

**Purification&Purity:**

The antibody was affinity-purified from mouse ascites by affinity-chromatography using epitope-specific immunogen and the purity is > 95% (by SDS-PAGE).

**Applications:**

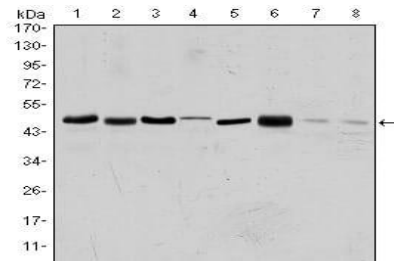
WB: 1/500 - 1/2000 IF: 1/50 - 1/500 FC: 1/200 - 1/400

**Storage&Stability:**

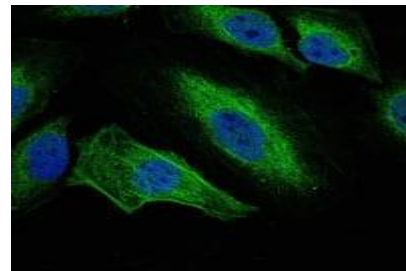
Store at 4 °C short term. Aliquot and store at -20 °C long term. Avoid freeze-thaw cycles.

**Isotype:**

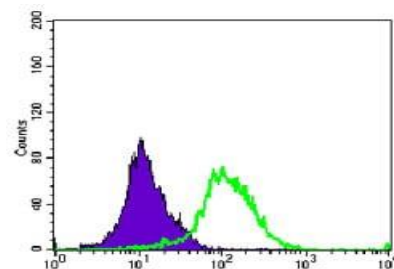
Mouse IgG1

**DATA:**

Western blot analysis using AURKA mouse mAb against HEK293 (1), Sw620 (2), MCF-7 (3), Jurkat (4), Hela (5), HepG2 (6), Cos7 (7) and PC-12 (8) cell lysate.



Immunofluorescence analysis of HeLa cells using AURKA mouse mAb (green). Blue: DRAQ5 fluorescent DNA dye.



Flow cytometric analysis of K562 cells using AURKA mouse mAb (green) and negative control (purple).

**Note:**

For research use only, not for use in diagnostic procedure.

**Bioworld Technology, Inc.**

Add: 1660 South Highway 100, Suite 500 St. Louis Park, MN 55416, USA.

Email: [info@bioworld.com](mailto:info@bioworld.com)

Tel: 6123263284

Fax: 6122933841

**Bioworld technology, co. Ltd.**

Add: No 9, weidi road Qixia District Nanjing, 210046, P. R. China.

Email: [info@biogot.com](mailto:info@biogot.com)

Tel: 0086-025-68037686

Fax: 0086-025-68035151