

## NR3C1 monoclonal antibody

Catalog: MB21424

Host: Mouse

Reactivity: Human

### BackGround:

The protein encoded by this gene is a receptor for glucocorticoids that can act as both a transcription factor and as a regulator of other transcription factors. This protein can also be found in heteromeric cytoplasmic complexes along with heat shock factors and immunophilins. The protein is typically found in the cytoplasm until it binds a ligand, which induces transport into the nucleus. Mutations in this gene are a cause of glucocorticoid resistance, or cortisol, resistance. Tissue specificity: Widely expressed. In the heart, detected in left and right atria, left and right ventricles, aorta, apex, intraventricular septum, and atrioventricular node as well as whole adult and fetal heart.

### Product:

Purified antibody in PBS with 0.05% sodium azide.

### Molecular Weight:

86kDa

### Swiss-Prot:

P04150

### Purification&Purity:

The antibody was affinity-purified from mouse ascites by affinity-chromatography using epitope-specific immunogen and the purity is > 95% (by SDS-PAGE).

### Applications:

WB:1/500 - 1/2000 IHC:1/200 - 1/1000 IF:1/200 - 1/1000  
FC:1/200 - 1/400

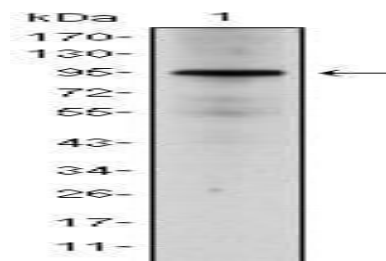
### Storage&Stability:

Store at 4 °C short term. Aliquot and store at -20 °C long term. Avoid freeze-thaw cycles.

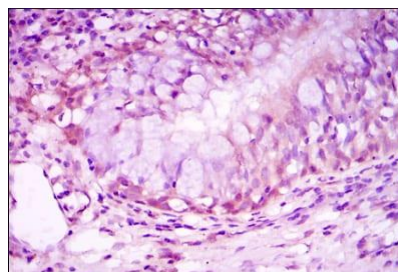
### Isotype:

Mouse IgG1

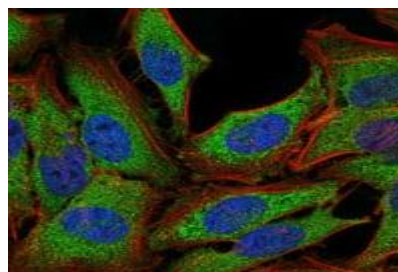
### DATA:



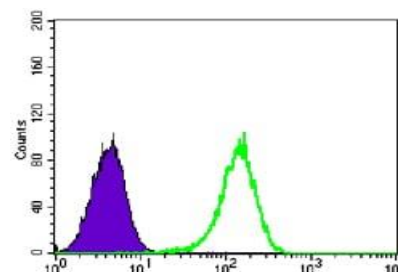
Western blot analysis using NR3C1 mouse mAb against HeLa cell lysate.



Immunohistochemical analysis of paraffin-embedded human lung cancer tissues using NR3C1 mouse mAb with DAB staining.



Immunofluorescence analysis of PC-2 cells using NR3C1 mouse mAb (green). Blue: DRAQ5 fluorescent DNA dye. Red: Actin filaments have been labeled with Alexa Fluor-555 phalloidin.



Flow cytometric analysis of K562 cells using NR3C1 mouse mAb (green) and negative control (purple).

### Bioworld Technology, Inc.

Add: 1660 South Highway 100, Suite 500 St. Louis Park, MN 55416, USA.

Email: [info@bioworld.com](mailto:info@bioworld.com)

Tel: 6123263284

Fax: 6122933841

### Bioworld technology, co. Ltd.

Add: No 9, weidi road Qixia District Nanjing, 210046, P. R. China.

Email: [info@biogot.com](mailto:info@biogot.com)

Tel: 0086-025-68037686

Fax: 0086-025-68035151



## PRODUCT DATA SHEET

Bioworld Technology, Inc.

Note:

For research use only, not for use in diagnostic procedure.

---

### Bioworld Technology, Inc.

Add: 1660 South Highway 100, Suite 500 St. Louis Park,  
MN 55416, USA.

Email: [info@bioworld.com](mailto:info@bioworld.com)

Tel: 6123263284

Fax: 6122933841

### Bioworld technology, co. Ltd.

Add: No 9, weidi road Qixia District Nanjing, 210046,  
P. R. China.

Email: [info@biogot.com](mailto:info@biogot.com)

Tel: 0086-025-68037686

Fax: 0086-025-68035151