

SOX2 monoclonal antibody

Catalog: MB21412

Host: Mouse

Reactivity: Human, Mouse, Rat, Rabbit, Monkey

Background:

This intronless gene encodes a member of the SRY-related HMG-box (SOX) family of transcription factors involved in the regulation of embryonic development and in the determination of cell fate. The product of this gene is required for stem-cell maintenance in the central nervous system, and also regulates gene expression in the stomach. Mutations in this gene have been associated with optic nerve hypoplasia and with syndromic microphthalmia, a severe form of structural eye malformation. This gene lies within an intron of another gene called SOX2 overlapping transcript (SOX2OT).

Product:

Ascitic fluid containing 0.03% sodium azide.

Molecular Weight:

34kDa

Swiss-Prot:

P48431

Purification&Purity:

The antibody was affinity-purified from mouse ascites by affinity-chromatography using epitope-specific immunogen and the purity is > 95% (by SDS-PAGE).

Applications:

WB:1/500-1/1000 IHC:1/200 - 1/1000 IF:1/200 - 1/1000
FC:1/200 - 1/400

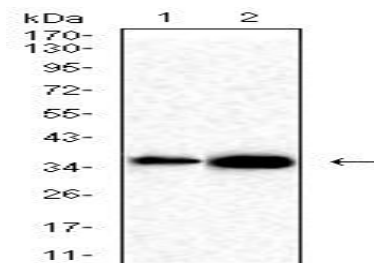
Storage&Stability:

Store at 4 °C short term. Aliquot and store at -20 °C long term. Avoid freeze-thaw cycles.

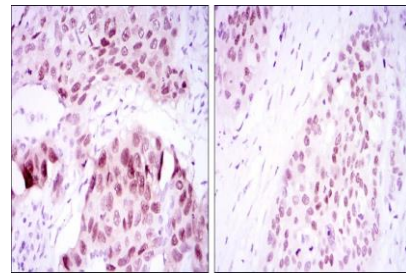
Isotype:

Mouse IgG1

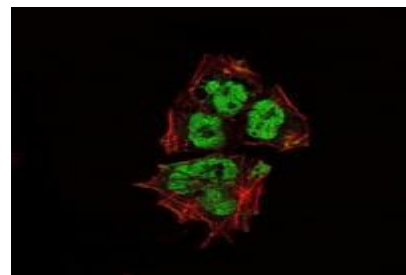
DATA:



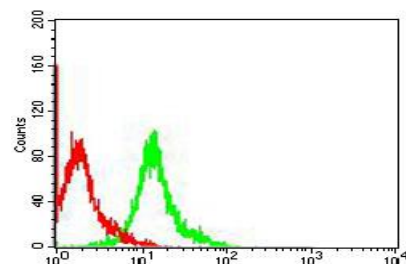
Western blot analysis using SOX2 mouse mAb against C6(1),F9(2) cell lysate.



Immunohistochemical analysis of paraffin-embedded human lung cancer tissues (left) and esophageal cancer tissues (right) using SOX2 mouse mAb with DAB staining.



Immunofluorescence analysis of NTERA-2 cells using SOX2 mouse mAb (green). Red: Actin filaments have been labeled with Alexa Fluor-555 phalloidin.



Bioworld Technology, Inc.

Add: 1660 South Highway 100, Suite 500 St. Louis Park, MN 55416, USA.

Email: info@bioworld.com

Tel: 6123263284

Fax: 6122933841

Bioworld technology, co. Ltd.

Add: No 9, weidi road Qixia District Nanjing, 210046, P. R. China.

Email: info@biogot.com

Tel: 0086-025-68037686

Fax: 0086-025-68035151



PRODUCT DATA SHEET

Bioworld Technology, Inc.

Flow cytometric analysis of COS7 cells using SOX2 mouse mAb
(green) and negative control (red).

Note:

For research use only, not for use in diagnostic procedure.

Bioworld Technology, Inc.

Add: 1660 South Highway 100, Suite 500 St. Louis Park,
MN 55416, USA.

Email: info@bioworld.com

Tel: 6123263284

Fax: 6122933841

Bioworld technology, co. Ltd.

Add: No 9, weidi road Qixia District Nanjing, 210046,
P. R. China.

Email: info@biogot.com

Tel: 0086-025-68037686

Fax: 0086-025-68035151