

45934 monoclonal antibody

Catalog: MB21388

Host: Mouse

Reactivity: Human

BackGround:

This gene encodes a transcription factor containing a POU homeodomain. This transcription factor plays a role in embryonic development, especially during early embryogenesis, and it is necessary for embryonic stem cell pluripotency. A translocation of this gene with the Ewing's sarcoma gene, t(6;22)(p21;q12), has been linked to tumor formation. Alternative splicing, as well as usage of alternative translation initiation codons, results in multiple isoforms, one of which initiates at a non-AUG (CUG) start codon. Related pseudogenes have been identified on chromosomes 1, 3, 8, 10, and 12. (provided by RefSeq). Tissue specificity: Expressed in developing brain. Highest levels found in specific cell layers of the cortex, the olfactory bulb, the hippocampus and the cerebellum. Low levels of expression in adult tissues.

Product:

Ascitic fluid containing 0.03% sodium azide.

Molecular Weight:

45kDa

Swiss-Prot:

Q01860

Purification&Purity:

The antibody was affinity-purified from mouse ascites by affinity-chromatography using epitope-specific immunogen and the purity is > 95% (by SDS-PAGE).

Applications:

WB:1/500 - 1/2000 IF:1/200 - 1/1000 FC:1/200 - 1/400


Storage&Stability:

Store at 4 °C short term. Aliquot and store at -20 °C long term. Avoid freeze-thaw cycles.

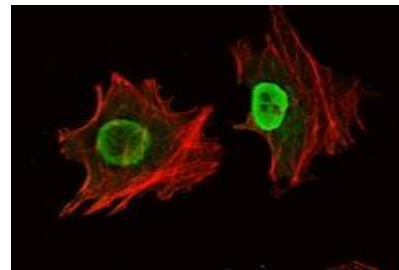
Isotype:

Mouse IgG1

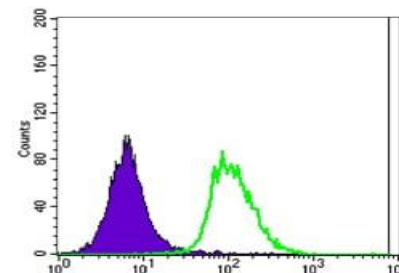
DATA:



Western blot analysis using Oct4 mouse mAb against NTERA-2 (1) cell lysate.



Immunofluorescence analysis of NTERA-2 cells using Oct4 mouse mAb (green). Red: Actin filaments have been labeled with Alexa Fluor-555 phalloidin.



Flow cytometric analysis of Jurkat cells using Oct4 mouse mAb (green) and negative control (purple).

Note:

For research use only, not for use in diagnostic procedure.

Bioworld Technology, Inc.

Add: 1660 South Highway 100, Suite 500 St. Louis Park, MN 55416, USA.

Email: info@bioworld.com

Tel: 6123263284

Fax: 6122933841

Bioworld technology, co. Ltd.

Add: No 9, weidi road Qixia District Nanjing, 210046, P. R. China.

Email: info@biogot.com

Tel: 0086-025-68037686

Fax: 0086-025-68035151