

RICTOR monoclonal antibody

Catalog: MB21365

Host: Mouse

Reactivity: Human, Mouse, Monkey

Background:

Cell growth is a fundamental biological process whereby cells accumulate mass and increase in size. The mammalian TOR (mTOR) pathway regulates growth by coordinating energy and nutrient signals with growth factor-derived signals. mTOR is a large protein kinase with two different complexes. One complex contains mTOR, G

Product:

Purified antibody in PBS with 0.05% sodium azide.

Molecular Weight:

192kDa

Swiss-Prot:

Q6R327

Purification&Purity:

The antibody was affinity-purified from mouse ascites by affinity-chromatography using epitope-specific immunogen and the purity is > 95% (by SDS-PAGE).

Applications:

WB:1/500 - 1/2000 IHC:1/200 - 1/1000 IF:1/200 - 1/1000
FC:1/200 - 1/400

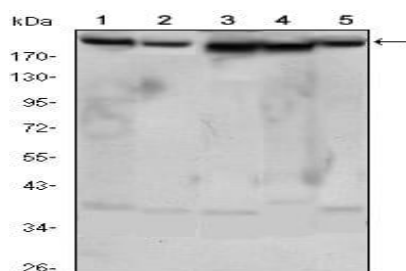
Storage&Stability:

Store at 4 °C short term. Aliquot and store at -20 °C long term. Avoid freeze-thaw cycles.

Isotype:

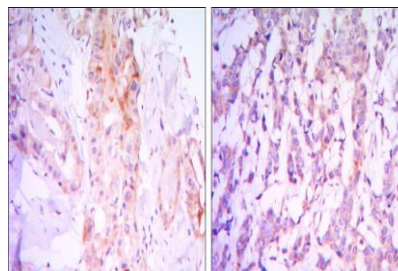
Mouse IgG1

DATA:

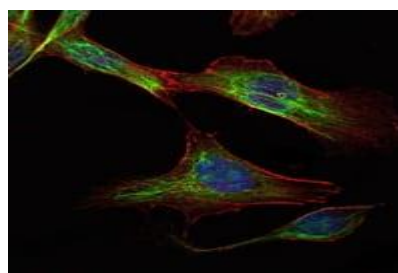


Western blot analysis using RICTOR mouse mAb against HeLa (1),

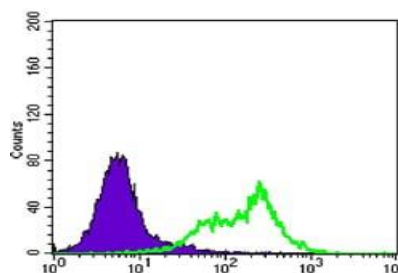
PANC-1 (2), MOLT4 (3), HepG2 (4) and HEK293 (5) cell lysate.



Immunohistochemical analysis of paraffin-embedded human thyroid gland tissues (left) and human breast carcinoma (right) using RICTOR mouse mAb with DAB staining.



Immunofluorescence analysis of NIH/3T3 cells using RICTOR mouse mAb (green). Blue: DRAQ5 fluorescent DNA dye. Red: Actin filaments have been labeled with Alexa Fluor-555 phalloidin.



Flow cytometric analysis of HeLa cells using RICTOR mouse mAb (green) and negative control (purple).

Note:

For research use only, not for use in diagnostic procedure.

Bioworld Technology, Inc.

Add: 1660 South Highway 100, Suite 500 St. Louis Park, MN 55416, USA.

Email: info@bioworld.com

Tel: 6123263284

Fax: 6122933841

Bioworld technology, co. Ltd.

Add: No 9, weidi road Qixia District Nanjing, 210046, P. R. China.

Email: info@biogot.com

Tel: 0086-025-68037686

Fax: 0086-025-68035151