

## ETS1 monoclonal antibody

Catalog: MB21310

Host: Mouse

Reactivity: Human

### BackGround:

The ETS1 is a transcription factor known to regulate expression of a number of genes involved in extracellular matrix remodeling. ETS1 is absent from normal gastric epithelium but is expressed in approximately 60% of gastric carcinomas and oral squamous cell carcinomas with a significant correlation to the tumor stage.

### Product:

Purified antibody in PBS with 0.05% sodium azide.

### Molecular Weight:

50.4kDa

### Swiss-Prot:

P14921

### Purification&Purity:

The antibody was affinity-purified from mouse ascites by affinity-chromatography using epitope-specific immunogen and the purity is > 95% (by SDS-PAGE).

### Applications:

WB:1/500 - 1/2000 IHC:1/200 - 1/1000 IF:1/200 - 1/1000  
FC:1/200 - 1/400

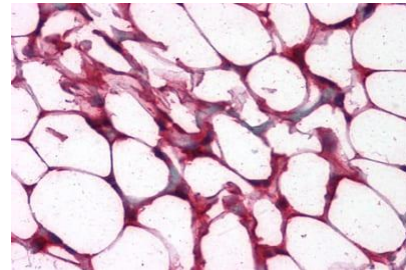
### Storage&Stability:

Store at 4 °C short term. Aliquot and store at -20 °C long term. Avoid freeze-thaw cycles.

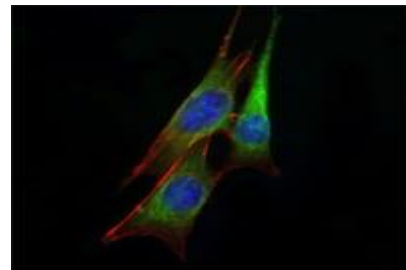
### Isotype:

Mouse IgG1

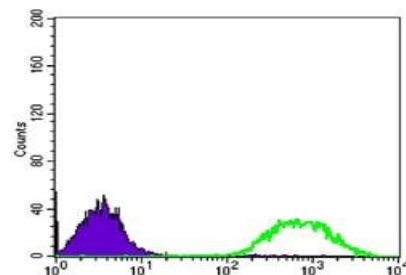
### DATA:



Immunohistochemical analysis of paraffin-embedded human Colon, Adipocytes tissues using anti-ETS1 mouse mAb



Immunofluorescence analysis of NIH/3T3 cells using anti-ETS1 mAb (green). Blue: DRAQ5 fluorescent DNA dye.



Flow cytometric analysis of Jurkat cells using anti-ETS1 mAb (green) and negative control (purple).

### Note:

For research use only, not for use in diagnostic procedure.

### Bioworld Technology, Inc.

Add: 1660 South Highway 100, Suite 500 St. Louis Park, MN 55416, USA.

Email: [info@bioworld.com](mailto:info@bioworld.com)

Tel: 6123263284

Fax: 6122933841

### Bioworld technology, co. Ltd.

Add: No 9, weidi road Qixia District Nanjing, 210046, P. R. China.

Email: [info@biogot.com](mailto:info@biogot.com)

Tel: 0086-025-68037686

Fax: 0086-025-68035151