

ZBTB7B monoclonal antibody

Catalog: MB21303

Host: Mouse

Reactivity: Human

BackGround:

ZBTB7B is a transcription regulator that acts as a key regulator of lineage commitment of immature T-cell precursors. It is necessary and sufficient for commitment of CD4 lineage, while its absence causes CD8 commitment. Development of immature T-cell precursors (thymocytes) to either the CD4 helper or CD8 killer T-cell lineages correlates precisely with their T-cell receptor specificity for major histocompatibility complex class II or class I molecules, respectively. ZBTB7B is a transcriptional repressor of the collagen COL1A1 and COL1A2 genes. It may also function as a repressor of fibronectin and possibly other extracellular matrix genes.

Product:

Ascitic fluid containing 0.03% sodium azide.

Molecular Weight:

58kDa

Swiss-Prot:

O15156

Purification&Purity:

The antibody was affinity-purified from mouse ascites by affinity-chromatography using epitope-specific immunogen and the purity is > 95% (by SDS-PAGE).

Applications:

WB:1/500 - 1/2000 IHC:1/200 - 1/1000 IF:1/200 - 1/1000


Storage&Stability:

Store at 4 °C short term. Aliquot and store at -20 °C long term. Avoid freeze-thaw cycles.

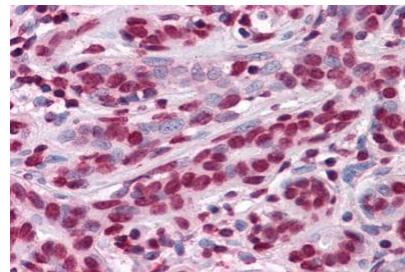
Isotype:

Mouse IgG1

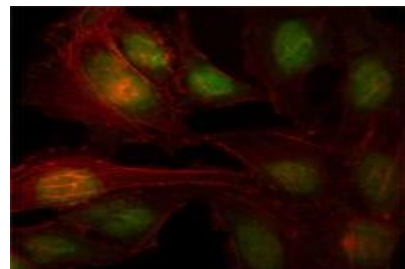
DATA:



Western blot analysis using ZBTB7B mAb against HEK293 (1,2) cell lysate.



Immunohistochemical analysis of paraffin-embedded human Breast tissues using anti-ZBTB7B mouse mAb



Immunofluorescence analysis of HeLa cells using ZBTB7B mouse mAb (green). Red: Actin filaments have been labeled with Alexa Fluor-555 phalloidin

Note:

For research use only, not for use in diagnostic procedure.

Bioworld Technology, Inc.

Add: 1660 South Highway 100, Suite 500 St. Louis Park, MN 55416, USA.

Email: info@bioworld.com

Tel: 6123263284

Fax: 6122933841

Bioworld technology, co. Ltd.

Add: No 9, weidi road Qixia District Nanjing, 210046, P. R. China.

Email: info@biogot.com

Tel: 0086-025-68037686

Fax: 0086-025-68035151