

FMR1 monoclonal antibody

Catalog: MB21209

Host: Mouse

Reactivity: Human

BackGround:

FMR1, also known as POF, FMRP, FRAXA. Entrez Protein: NP_002015. It is an RNA-binding protein that associates with polyribosomes and is a likely component of a messenger ribonuclear protein (mRNP) particle. The protein may be involved in mRNA trafficking from the nucleus to the cytoplasm. A trinucleotide repeat (CGG) in the 5' UTR is normally found at 6-53 copies, but an expansion to 55-230 repeats is the cause of fragile X syndrome. Expansion of the trinucleotide repeat may also cause one form of premature ovarian failure (POF1). RNA-binding protein that plays a role in intracellular RNA transport and in the regulation of translation of target mRNAs.

Product:

Purified antibody in PBS with 0.05% sodium azide.

Molecular Weight:

71kDa

Swiss-Prot:

Q06787

Purification&Purity:

The antibody was affinity-purified from mouse ascites by affinity-chromatography using epitope-specific immunogen and the purity is > 95% (by SDS-PAGE).

Applications:

IHC:1/200 - 1/1000 IF:1/200 - 1/1000

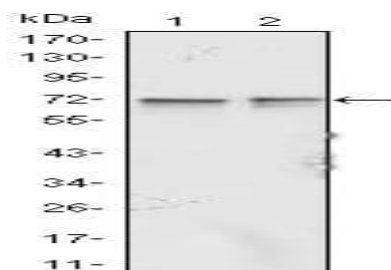
Storage&Stability:

Store at 4 °C short term. Aliquot and store at -20 °C long term. Avoid freeze-thaw cycles.

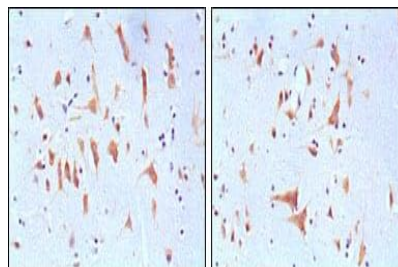
Isotype:

Mouse IgG1

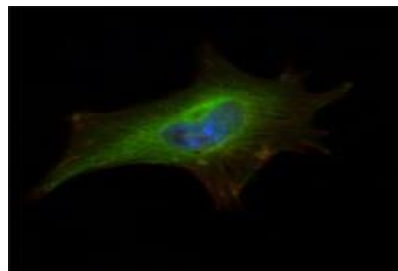
DATA:



Western blot analysis using FMR1 mouse mAb against Jurkat (1) and K562 (2) cell lysate.



Immunohistochemical analysis of paraffin-embedded human brain tissues, showing cytoplasmic localization with DAB staining using FMR1 mouse mAb.



Immunofluorescence analysis of NIH/3T3 cells using FMR1 mouse mAb (green). Blue: DRAQ5 fluorescent DNA dye. Red: Actin filaments have been labeled with Alexa Fluor-555 phalloidin.

Note:

For research use only, not for use in diagnostic procedure.

Bioworld Technology, Inc.

Add: 1660 South Highway 100, Suite 500 St. Louis Park, MN 55416, USA.

Email: info@bioworld.com

Tel: 6123263284

Fax: 6122933841

Bioworld technology, co. Ltd.

Add: No 9, weidi road Qixia District Nanjing, 210046, P. R. China.

Email: info@biogot.com

Tel: 0086-025-68037686

Fax: 0086-025-68035151