

beta-Actin monoclonal antibody

Catalog: MB21180 Host: Mouse Reactivity: Hu-
man, Mouse, Hamster, Rat, Monkey, Dog

BackGround:

Beta-actin (PS1TP5-binding protein 1), also known as ACTB, PS1TP5BP1. Entrez Protein NP_001092. It is one of six different actin proteins. Actin, a ubiquitous eukaryotic protein, is the major component of the cytoskeleton. Actins are highly conserved proteins that are involved in various types of cell motility, structure, and integrity. Actin is ubiquitously expressed in all eukaryotic cells. This actin is a major constituent of the contractile apparatus and one of the two nonmuscle cytoskeletal actins.

Product:

Purified antibody in PBS with 0.05% sodium azide.

Molecular Weight:

42kDa

Swiss-Prot:

P60709

Purification&Purity:

The antibody was affinity-purified from mouse ascites by affinity-chromatography using epitope-specific immunogen and the purity is > 95% (by SDS-PAGE).

Applications:

WB:1/10000 - 1/40000 IF:1/50 - 1/500 FC:1/200 - 1/400

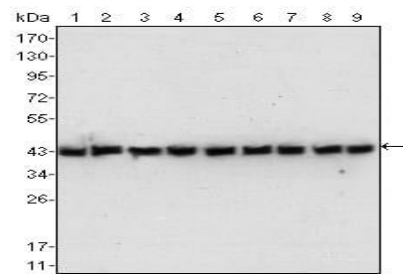
Storage&Stability:

Store at 4 °C short term. Aliquot and store at -20 °C long term. Avoid freeze-thaw cycles.

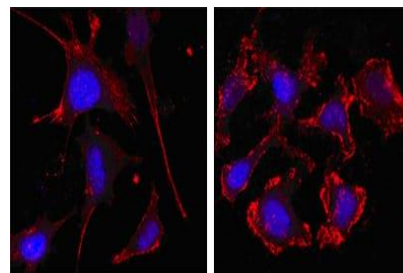
Isotype:

Mouse IgG2b

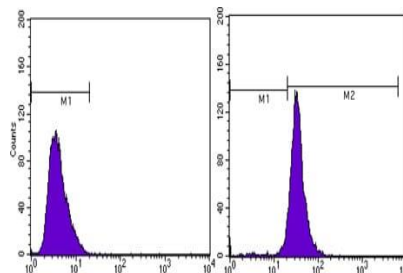
DATA:



Western blot analysis using beta-Actin mouse mAb against NIH/3T3 (1), Jurkat (2), HeLa (3), CHO (4), PC12 (5), HEK293 (6), COS (7), A549 (8) and MCF-7 (9) cell lysate.



Confocal Immunofluorescence analysis of SKBR-3 (left) and A549 (right) cells using beta Actin mouse mAb (red, the secondary Ab is Cy3-Goat anti mouse IgG). Blue: DRAQ5 fluorescent DNA dye.



Flow cytometric analysis of MCF-7 cells using beta Actin mouse mAb (right) and negative control (left).

Note:

For research use only, not for use in diagnostic procedure.

Bioworld Technology, Inc.

Add: 1660 South Highway 100, Suite 500 St. Louis Park, MN 55416, USA.

Email: info@bioworld.com

Tel: 6123263284

Fax: 6122933841

Bioworld technology, co. Ltd.

Add: No 9, weidi road Qixia District Nanjing, 210046, P. R. China.

Email: info@biogot.com

Tel: 0086-025-68037686

Fax: 0086-025-68035151