

LPP monoclonal antibody

Catalog: MB21140

Host: Mouse

Reactivity: Human, Mouse, Monkey, Hamster

BackGround:

LIM domain containing preferred translocation partner in lipoma. The Zyxin family of proteins contains five members, Ajuba, LIMD1, LPP, TRIP6 and Zyxin. LPP (LIM-containing lipoma-preferred partner), a LIM domain-containing scaffolding protein contains three LIM domains at its carboxy terminus, which are preceded by a proline-rich pre-LIM region containing a number of protein interaction domains. LPP, an 80 kDa protein, localizes to sites of cell adhesion, such as focal adhesions and cell-cell contacts, and shuttles to the nucleus where it has transcriptional activation capacity. The human LPP gene maps to chromosomal location 3q28, and preferentially translocates to the HMGIC gene in a subclass of human benign mesenchymal tumors known as lipomas.

Product:

Purified antibody in PBS with 0.05% sodium azide.

Molecular Weight:

66kDa

Swiss-Prot:

Q93052

Purification&Purity:

The antibody was affinity-purified from mouse ascites by affinity-chromatography using epitope-specific immunogen and the purity is > 95% (by SDS-PAGE).

Applications:

WB: 1/500 - 1/2000 IHC: 1/200 - 1/1000 IF: 1/200 - 1/1000

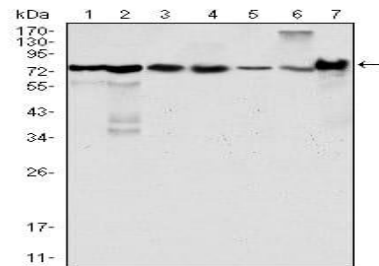
Storage&Stability:

Store at 4 °C short term. Aliquot and store at -20 °C long term. Avoid freeze-thaw cycles.

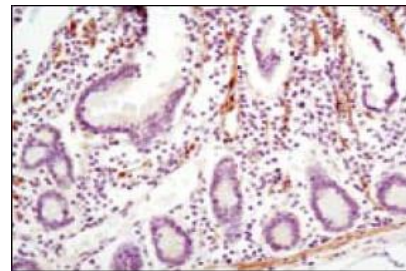
Isotype:

Mouse IgG1

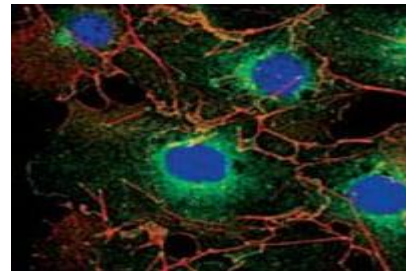
DATA:



Western blot analysis using LPP mouse mAb against HeLa (1), NIH/3T3 (2), COS (3), Caki (4), MCF-7 (5), HepG2 (6) and SMMC-7721 (7) cell lysate.



Immunohistochemical analysis of paraffin-embedded human small intestine using LPP mouse mAb with DAB staining.



Confocal Immunofluorescence analysis of COS cells using LPP mouse mAb (green). Red: Actin filaments have been labeled using DY-554 phalloidin. Blue: DRAQ5 fluorescent DNA dye.

Note:

For research use only, not for use in diagnostic procedure.

Bioworld Technology, Inc.

Add: 1660 South Highway 100, Suite 500 St. Louis Park, MN 55416, USA.

Email: info@bioworld.com

Tel: 6123263284

Fax: 6122933841

Bioworld technology, co. Ltd.

Add: No 9, weidi road Qixia District Nanjing, 210046, P. R. China.

Email: info@biogot.com

Tel: 0086-025-68037686

Fax: 0086-025-68035151