

## Desmin monoclonal antibody

Catalog: MB21084

Host: Mouse

Reactivity: Human, Mouse, Rat, Rabbit, Monkey

### Background:

Desmin (DES), with 470-amino acid protein (about 52kDa), belongs to the intermediate filament family and Desmin is class III intermediate filaments found in muscle cells. Homopolymers of Desmin form a stable intracytoplasmic filamentous network connecting myofibrils to each other and to the plasma membrane. Mutations in Desmin are associated with desmin-related myopathy, a familial cardiac and skeletal myopathy (CSM), and with distal myopathies. Desmin is also expressed in smooth muscle cells of both airways and alveolar ducts and Desmin is a load-bearing protein that stiffens the airways and consequently the lung and modulates airway contractile response.

### Product:

Purified antibody in PBS with 0.05% sodium azide

### Molecular Weight:

54kDa

### Swiss-Prot:

P17661

### Purification&Purity:

The antibody was affinity-purified from mouse ascites by affinity-chromatography using epitope-specific immunogen and the purity is > 95% (by SDS-PAGE).

### Applications:

WB:1/500 - 1/2000 IHC:1/200 - 1/1000 FC:1/200 - 1/400

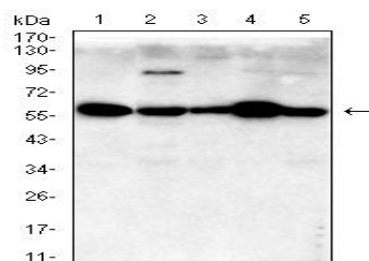
### Storage&Stability:

Store at 4 °C short term. Aliquot and store at -20 °C long term. Avoid freeze-thaw cycles.

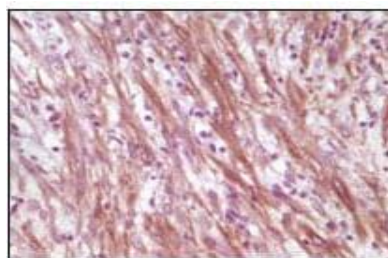
### Isotype:

Mouse IgG1

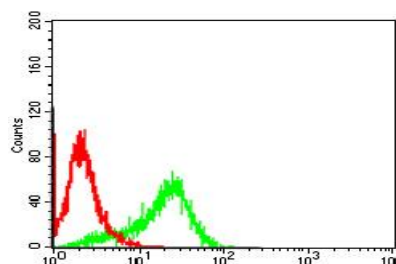
### DATA:



Western blot analysis using Desmin mouse mAb against PC-12(1)NIH/3T3(2) NRK(3)C2C12(4)C6(5) cell lysate.



Immunohistochemical analysis of paraffin-embedded human smooth muscle sarcoma, showing cytoplasmic localization using Desmin mouse mAb with DAB staining.



Flow cytometric analysis of C6 cells using Desmin mouse mAb (green) and negative control (red).

### Note:

For research use only, not for use in diagnostic procedure.

### Bioworld Technology, Inc.

Add: 1660 South Highway 100, Suite 500 St. Louis Park, MN 55416, USA.

Email: [info@bioworld.com](mailto:info@bioworld.com)

Tel: 6123263284

Fax: 6122933841

### Bioworld technology, co. Ltd.

Add: No 9, weidi road Qixia District Nanjing, 210046, P. R. China.

Email: [info@biogot.com](mailto:info@biogot.com)

Tel: 0086-025-68037686

Fax: 0086-025-68035151