

MCL-1 monoclonal antibody

Catalog: MB21043

Host: Mouse

Reactivity: Human

BackGround:

Mcl-1 (Myeloid cell leukemia-1) is Bcl-2-related and was identified as an early-induction gene that increased in expression during the differentiation of human myeloblastic leukemia cell ML-1, or exposure to different DNA damaging agents. The level of Mcl-1 is decreased in peripheral B lymphocytes undergoing apoptosis following treatment with apoptotic stimuli such as TGF- α 1 and forskolin. Expression of Mcl-1 is able to delay apoptosis induced by over-expression of c-myc in CHO 5AHSmyc cells. In hematopoietic FDC-P1 cells, Mcl-1 interacts with another Bcl-2-related protein, Bax, and prolongs cell viability after treatment with different apoptotic reagents. This monoclonal antibody detected a 37kd MCL1 in BCBL-1 cell lysate.

Product:

Purified antibody in PBS with 0.05% sodium azide

Molecular Weight:

37kDa

Swiss-Prot:

Q07820

Purification&Purity:

The antibody was affinity-purified from mouse ascites by affinity-chromatography using epitope-specific immunogen and the purity is > 95% (by SDS-PAGE).

Applications:

WB:1/500 - 1/2000 IHC:1/200 - 1/1000 IF:1/200 - 1/1000

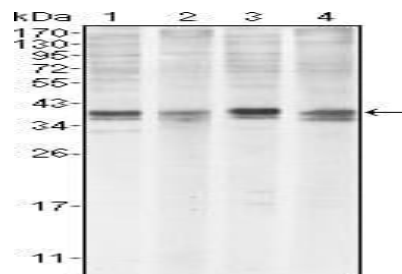
Storage&Stability:

Store at 4 °C short term. Aliquot and store at -20 °C long term. Avoid freeze-thaw cycles.

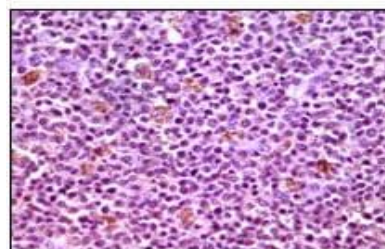
Isotype:

Mouse IgG1

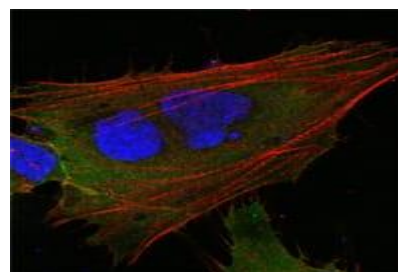
DATA:



Western blot analysis using MCL1 mouse mAb against HeLa (1), BCBL-1 (2), Jurkat (3) and HL60 (4) cell lysate.



Immunohistochemical analysis of paraffin-embedded human lymphnode tissues using MCL1 mouse mAb with DAB staining.



Confocal Immunofluorescence analysis of HepG2 cells using MCL1 mouse mAb (green). Red: Actin filaments have been labeled with DY-554 phalloidin. Blue: DRAQ5 fluorescent DNA dye.

Note:

For research use only, not for use in diagnostic procedure.

Bioworld Technology, Inc.

Add: 1660 South Highway 100, Suite 500 St. Louis Park, MN 55416, USA.

Email: info@bioworld.com

Tel: 6123263284

Fax: 6122933841

Bioworld technology, co. Ltd.

Add: No 9, weidi road Qixia District Nanjing, 210046, P. R. China.

Email: info@biogot.com

Tel: 0086-025-68037686

Fax: 0086-025-68035151