

AK4 mouse monoclonal antibody

Catalog: MB4285

Host: Mouse

Reactivity: Human, Mouse, Rat

BackGround:

This gene encodes a member of the adenylate kinase family of enzymes. The encoded protein is localized to the mitochondrial matrix. Adenylate kinases regulate the adenine and guanine nucleotide compositions within a cell by catalyzing the reversible transfer of phosphate group among these nucleotides. Five isozymes of adenylate kinase have been identified in vertebrates. Expression of these isozymes is tissue-specific and developmentally regulated. A pseudogene for this gene has been located on chromosome 17. Three transcript variants encoding the same protein have been identified for this gene. Sequence alignment suggests that the gene defined by NM_013410, NM_203464, and NM_001005353 is located on chromosome 1. [provided by RefSeq]

Product:

1mg/ml in PBS with 0.02% sodium azide, 50% glycerol, pH7.2

Molecular Weight:

25.1 kDa

Swiss-Prot:

P27144

Purification&Purity:

The antibody was affinity-purified from mouse ascites fluids or tissue culture supernatant by affinity-chromatography using epitope-specific immunogen and the purity is > 95% (by SDS-PAGE).

Applications:

WB 1:2000, IHC 1:150, IF 1:100, FLOW 1:100

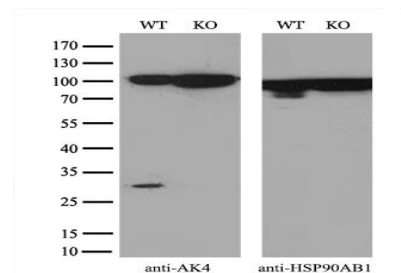
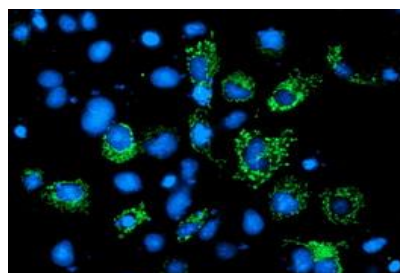
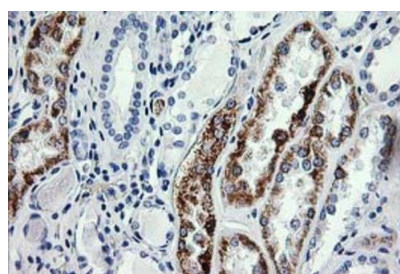
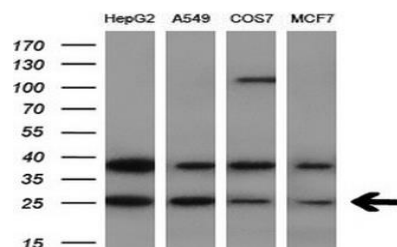
Storage&Stability:

Store at 4 °C short term. Aliquot and store at -20 °C long term. Avoid freeze-thaw cycles.

Isotype:

IgG1

DATA:



Note:

For research use only, not for use in diagnostic procedure.

Bioworld Technology, Inc.

Add: 1660 South Highway 100, Suite 500 St. Louis Park, MN 55416, USA.

Email: info@bioworld.com

Tel: 6123263284

Fax: 6122933841

Bioworld technology, co. Ltd.

Add: No 9, weidi road Qixia District Nanjing, 210046, P. R. China.

Email: info@biogot.com

Tel: 0086-025-68037686

Fax: 0086-025-68035151