

TACC3 mouse monoclonal antibody

Catalog: MB4203

Host: Mouse

Reactivity: Human, Monkey

BackGround:

The function of this gene has not yet been determined; however, it is speculated that it may be involved in cell growth and differentiation. Expression of this gene is up-regulated in some cancer cell lines, and in embryonic day 15 in mice.

Product:

1mg/ml in PBS with 0.02% sodium azide, 50% glycerol, pH7.2

Molecular Weight:

90.2 kDa

Swiss-Prot:

Q9Y6A5

Purification&Purity:

The antibody was affinity-purified from mouse ascites fluids or tissue culture supernatant by affinity-chromatography using epitope-specific immunogen and the purity is > 95% (by SDS-PAGE).

Applications:

WB 1:1000~2000, IHC 1:50, IF 1:100, FLOW 1:100

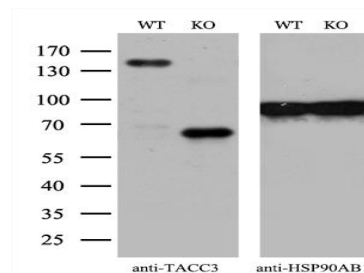
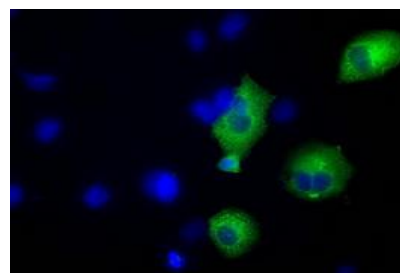
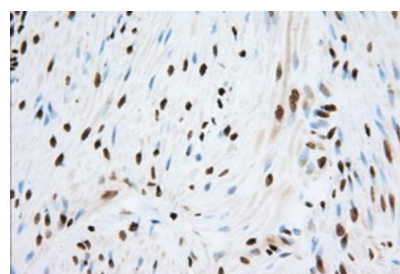
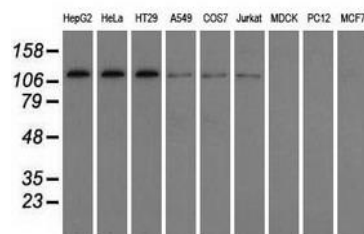
Storage&Stability:

Store at 4 °C short term. Aliquot and store at -20 °C long term. Avoid freeze-thaw cycles.

Isotype:

IgG1

DATA:



Note:

For research use only, not for use in diagnostic procedure.

Bioworld Technology, Inc.

Add: 1660 South Highway 100, Suite 500 St. Louis Park, MN 55416, USA.

Email: info@bioworld.com

Tel: 6123263284

Fax: 6122933841

Bioworld technology, co. Ltd.

Add: No 9, weidi road Qixia District Nanjing, 210046, P. R. China.

Email: info@biogot.com

Tel: 0086-025-68037686

Fax: 0086-025-68035151