

## Sox2 monoclonal antibody

Catalog: MB0064

Host: Mouse

Reactivity: Human, Mouse

### BackGround:

SOX 2 is also known as SRY related HMG BOX gene 2. All SOX proteins have a single HMG box and bind linear DNA in a sequence-specific manner, resulting in the bending of DNA through large angles. Bending causes the DNA helix to open for some distance, which may affect binding and interactions of other transcription factors. SOX 2 is a transcription factor that forms a trimeric complex with OCT4 on DNA and controls the expression of a number of genes involved in embryonic development such as YES1, FGF4, UTF1 and ZFP206.

### Product:

Purified mouse monoclonal in buffer containing 0.1M Tris-Glycine (pH 7.4, 150 mM NaCl) with 0.2% sodium azide, 50% glycerol

### Molecular Weight:

Predicted band size: 35KDa

Observed band size: 35KDa

### Swiss-Prot:

P48431

### Purification&Purity:

The antibody was affinity-purified from mouse ascites by affinity-chromatography using epitope-specific immunogen and the purity is > 95% (by SDS-PAGE).

### Applications:

WB: 1:1000 ICC: 1:50~200 FC: 1:50~100

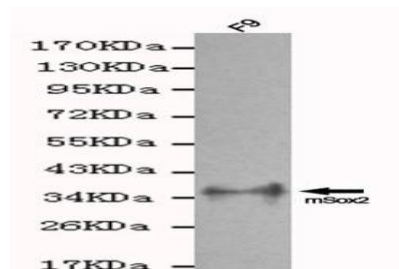
### Storage&Stability:

Store at 4 °C short term. Aliquot and store at -20 °C long term. Avoid freeze-thaw cycles.

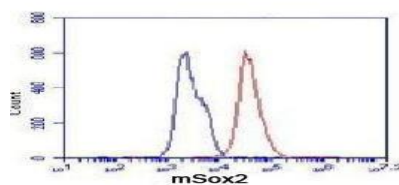
### Specificity:

This antibody detects endogenous levels of Sox2 and does not cross-react with related proteins

### DATA:

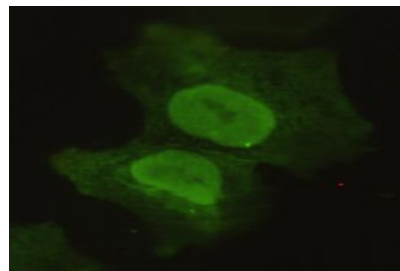


Western blot detection of Sox2 antibody in F9 cell lysates using Sox2 antibody (1:1000 diluted) .



By Bioworld Tech

Flow Cytometry analysis of F9 cells stained with Sox2 (red, 1/100 dilution), followed by FITC-conjugated goat anti-mouse IgG. Blue line histogram represents the isotype control, normal mouse IgG.



Immunocytochemistry of COS7 cells using anti-Sox2 antibody diluted 1:150.

### Note:

For research use only, not for use in diagnostic procedure.

### Bioworld Technology, Inc.

Add: 1660 South Highway 100, Suite 500 St. Louis Park, MN 55416, USA.

Email: [info@bioworld.com](mailto:info@bioworld.com)

Tel: 6123263284

Fax: 6122933841

### Bioworld technology, co. Ltd.

Add: No 9, weidi road Qixia District Nanjing, 210046, P. R. China.

Email: [info@biogot.com](mailto:info@biogot.com)

Tel: 0086-025-68037686

Fax: 0086-025-68035151