

NLRP3 polyclonal antibody

Catalog: BS90948

Host: Rabbit

Reactivity: Human, Mouse, Rat

BackGround:

Cryopyrin interacts selectively with apoptosis associated specklike protein containing a CARD domain (ASC). This complex may function as an upstream activator of NF κ B signaling and caspase-1 activation. The complex also inhibits TNF α induced activation and nuclear translocation of RelA/NF κ B p65. Mutations in Cryopyrin and Pyrin proteins are responsible for several autoinflammatory disorders in humans, including familial cold autoinflammatory syndrome (FCAS), Muckle-Wells syndrome (MWS) and chronic infantile neurologic cutaneous and articular syndrome (CINCA).

Product:

1mg/ml in PBS with 0.02% sodium azide, 50% glycerol, pH7.2

Molecular Weight:

~ 118 kDa

Swiss-Prot:

Q96P20

Purification&Purity:

The antibody was affinity-purified from rabbit antiserum by affinity-chromatography using epitope-specific immunogen and the purity is > 95% (by SDS-PAGE).

Applications:

WB: 1:500-1:1000

IHC: 1:50-1:200

IF/ICC: 1:50-1:200

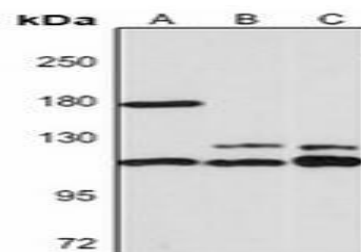
Storage&Stability:

Store at 4 °C short term. Aliquot and store at -20 °C long term. Avoid freeze-thaw cycles.

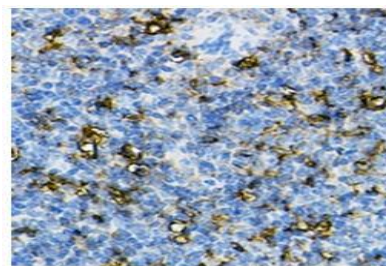
Specificity:

NLRP3 polyclonal antibody detects endogenous levels of NLRP3 protein.

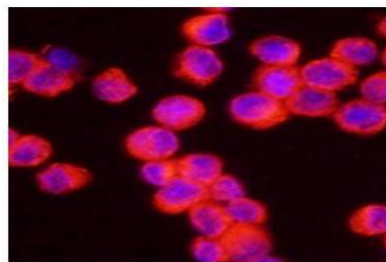
DATA:



Western blot analysis of NLRP3 expression in HT29 (A), mouse brain (B), rat brain (C) whole cell lysates.



Immunohistochemical analysis of NLRP3 staining in mouse spleen formalin fixed paraffin embedded tissue section.



Immunofluorescent analysis of NLRP3 staining in Raw264.7 cells.

Note:

For research use only, not for use in diagnostic procedure.

Bioworld Technology, Inc.

Add: 1660 South Highway 100, Suite 500 St. Louis Park, MN 55416, USA.

Email: info@bioworld.com

Tel: 6123263284

Fax: 6122933841

Bioworld technology, co. Ltd.

Add: No 9, weidi road Qixia District Nanjing, 210046, P. R. China.

Email: info@biogot.com

Tel: 0086-025-68037686

Fax: 0086-025-68035151