

NMT2 polyclonal antibody

Catalog: BS8667

Host: Rabbit

Reactivity: Human, Mouse

BackGround:

N-myristoyltransferase (NMT) catalyzes the reaction of N-terminal myristoylation of many signaling proteins. It transfers myristic acid from myristoyl coenzyme A to the amino group of a protein's N-terminal glycine residue. Biochemical evidence indicates the presence of several distinct NMTs, varying in apparent molecular weight and /or subcellular distribution. The predicted 498-amino acid of human NMT2 protein shares 77% and 96% sequence identity with human NMT1 and mouse Nmt2 comprise two distinct families of N-myristoyltransferases.

Product:

1mg/ml in PBS with 0.1% Sodium Azide, 50% Glycerol.

Molecular Weight:

~ 57kDa

Swiss-Prot:

O60551

Purification&Purity:

The antibody was affinity-purified from rabbit antiserum by affinity-chromatography using epitope-specific immunogen and the purity is > 95% (by SDS-PAGE).

Applications:

WB: 1:500~1:2000

IHC: 1:50~1:200

IF: 1:50~1:200

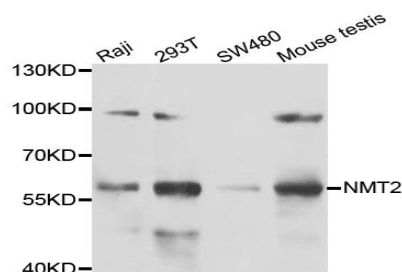
Storage&Stability:

Store at 4 °C short term. Aliquot and store at -20 °C long term. Avoid freeze-thaw cycles.

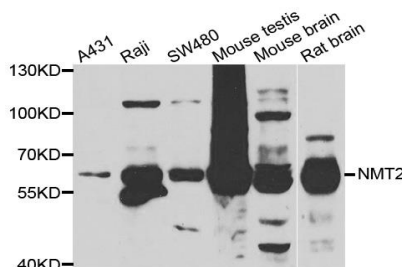
Specificity:

NMT2 polyclonal antibody detects endogenous levels of NMT2 protein.

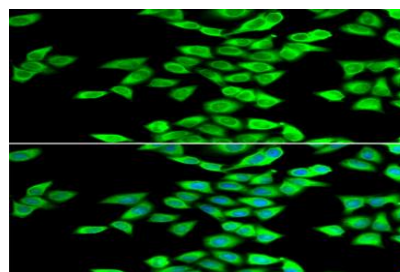
DATA:



Western blot analysis of extracts of various cell lines, using NMT2 antibody.



Western blot analysis of extracts of various cell lines, using NMT2 antibody.



Immunofluorescence analysis of U2OS cell using NMT2 antibody. Blue: DAPI for nuclear staining.

Note:

For research use only, not for use in diagnostic procedure.

Bioworld Technology, Inc.

Add: 1660 South Highway 100, Suite 500 St. Louis Park, MN 55416, USA.

Email: info@bioworld.com

Tel: 6123263284

Fax: 6122933841

Bioworld technology, co. Ltd.

Add: No 9, weidi road Qixia District Nanjing, 210046, P. R. China.

Email: info@biogot.com

Tel: 0086-025-68037686

Fax: 0086-025-68035151