

## RBFOX1 polyclonal antibody

Catalog: BS78926

Host: Rabbit

Reactivity: Human, Mouse, Rat

### BackGround:

The Fox-1 family of RNA-binding proteins is evolutionarily conserved, and regulates tissue-specific alternative splicing in metazoa. Fox-1 recognizes a (U)GCAUG stretch in regulated exons or in flanking introns. The protein binds to the C-terminus of ataxin-2 and may contribute to the restricted pathology of spinocerebellar ataxia type 2 (SCA2). Ataxin-2 is the product of the SCA2 gene which causes familial neurodegenerative diseases. Fox-1 and ataxin-2 are both localized in the trans-Golgi network. Several alternatively spliced transcript variants encoding different isoforms have been found for this gene.

### Product:

1mg/ml in PBS with 0.02% sodium azide, 50% glycerol, pH7.2

### Molecular Weight:

45-50KDa

### Swiss-Prot:

Q9NWB1

### Purification&Purity:

The antibody was affinity-purified from rabbit antiserum by affinity-chromatography using epitope-specific immunogen and the purity is > 95% (by SDS-PAGE).

### Applications:

WB, 1:500 - 1:2000 | IF/ICC, 1:100 - 1:200

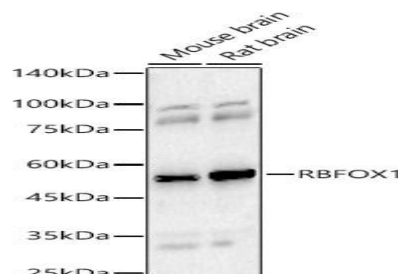
### Storage&Stability:

Store at 4 °C short term. Aliquot and store at -20 °C long term. Avoid freeze-thaw cycles.

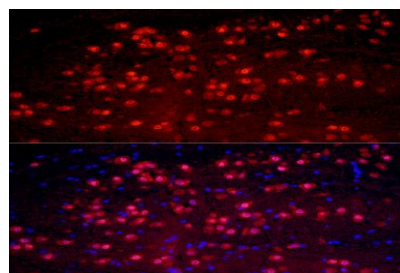
### Modification:

Unmodification

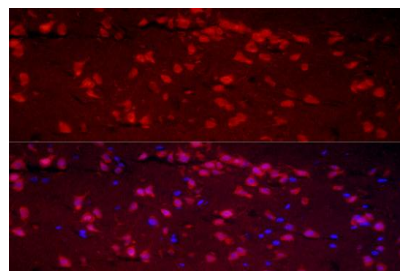
### DATA:



Western blot analysis of various lysates, using RBFOX1 antibody at 1:849 dilution. Secondary antibody: HRP Goat Anti-Rabbit IgG at 1:10000 dilution. Lysates/proteins: 25ug per lane. Blocking buffer: 3% nonfat dry milk in TBST. Detection: ECL Basic Kit. Exposure time: 60s.



Immunofluorescence analysis of mouse brain cells using RBFOX1 Rabbit pAb at dilution of 1:50. Blue: DAPI for nuclear staining.



Immunofluorescence analysis of rat brain cells using RBFOX1 Rabbit pAb at dilution of 1:50. Blue: DAPI for nuclear staining.

### Note:

For research use only, not for use in diagnostic procedure.

### Bioworld Technology, Inc.

Add: 1660 South Highway 100, Suite 500 St. Louis Park, MN 55416, USA.

Email: [info@bioworld.com](mailto:info@bioworld.com)

Tel: 6123263284

Fax: 6122933841

### Bioworld technology, co. Ltd.

Add: No 9, weidi road Qixia District Nanjing, 210046, P. R. China.

Email: [info@biogot.com](mailto:info@biogot.com)

Tel: 0086-025-68037686

Fax: 0086-025-68035151