

OXCT1 polyclonal antibody

Catalog: BS71097

Host: Rabbit

Reactivity: Human, Mouse, Rat

BackGround:

This gene encodes a member of the 3-oxoacid CoA-transferase gene family. The encoded protein is a homodimeric mitochondrial matrix enzyme that plays a central role in extrahepatic ketone body catabolism by catalyzing the reversible transfer of coenzyme A from succinyl-CoA to acetoacetate. Mutations in this gene are associated with succinyl CoA:3-oxoacid CoA transferase deficiency.

Product:

1mg/ml in PBS with 0.02% sodium azide, 50% glycerol, pH7.3.

Molecular Weight:

~ 56 kDa

Swiss-Prot:

P55809

Purification&Purity:

The antibody was affinity-purified from rabbit antiserum by affinity-chromatography using epitope-specific immunogen and the purity is > 95% (by SDS-PAGE).

Applications:

WB 1:500 - 1:2000

IHC 1:50 - 1:200

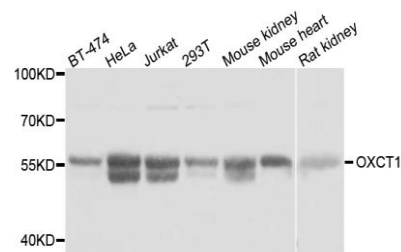
Storage&Stability:

Store at 4 °C short term. Aliquot and store at -20 °C long term. Avoid freeze-thaw cycles.

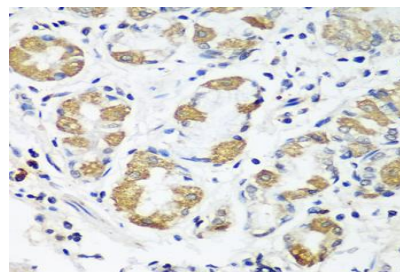
Specificity:

OXCT1 polyclonal antibody detects endogenous levels of OXCT1 protein.

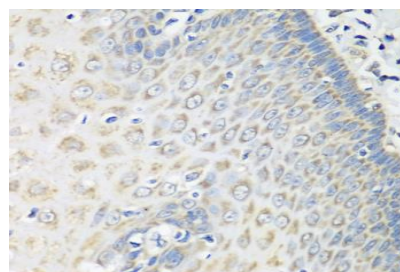
DATA:



Western blot analysis of extracts of various cell lines, using OXCT1 antibody.



Immunohistochemistry of paraffin-embedded human esophagus using OXCT1 antibody at dilution of 1:100 (40x lens).



Immunohistochemistry of paraffin-embedded human stomach using OXCT1 antibody at dilution of 1:100 (40x lens).

Note:

For research use only, not for use in diagnostic procedure.

Bioworld Technology, Inc.

Add: 1660 South Highway 100, Suite 500 St. Louis Park, MN 55416, USA.

Email: info@bioworld.com

Tel: 6123263284

Fax: 6122933841

Bioworld technology, co. Ltd.

Add: No 9, weidi road Qixia District Nanjing, 210046, P. R. China.

Email: info@biogot.com

Tel: 0086-025-68037686

Fax: 0086-025-68035151