

CALCOCO1 polyclonal antibody

Catalog: BS71035

Host: Rabbit

Reactivity: Human, Mouse

BackGround:

CALCOCO1 (calcium-binding and coiled-coil domain-containing protein 1), also known as cocoa, calphoglin, sarcoma antigen NY-SAR-3 or coiled-coil coactivator protein, is a 691 amino acid protein that shuttles between the cytoplasm and nucleus and functions as coactivator for aryl hydrocarbon and nuclear receptors. A member of the CALCOCO family, CALCOCO1 forms a calphoglin complex with PPA1 and PGM 1 and contains multiple functional domains through which it acts as a component of both the androgen signaling pathway and the Wnt/ β -catenin signaling pathway.

Product:

1mg/ml in PBS with 0.02% sodium azide, 50% glycerol, pH7.3.

Molecular Weight:

~ 77 kDa

Swiss-Prot:

Q9P1Z2

Purification&Purity:

The antibody was affinity-purified from rabbit antiserum by affinity-chromatography using epitope-specific immunogen and the purity is > 95% (by SDS-PAGE).

Applications:

WB 1:500 - 1:2000

IHC 1:50 - 1:200

IF 1:50 - 1:100

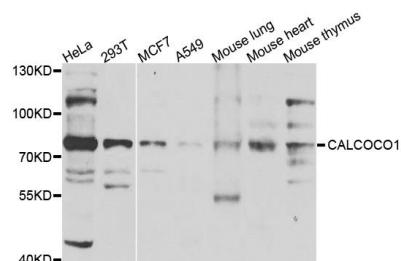
Storage&Stability:

Store at 4 °C short term. Aliquot and store at -20 °C long term. Avoid freeze-thaw cycles.

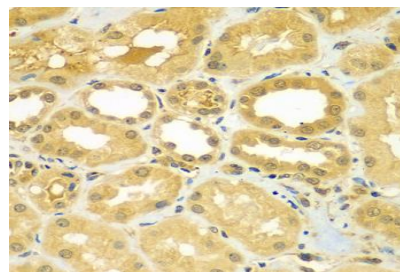
Specificity:

CALCOCO1 polyclonal antibody detects endogenous levels of CALCOCO1 protein.

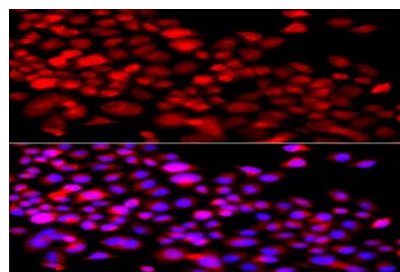
DATA:



Western blot analysis of extracts of various cells, using CALCOCO1 antibody.



Immunohistochemistry of paraffin-embedded human kidney using CALCOCO1 antibody at dilution of 1:100 (40x lens).



Immunofluorescence analysis of A549 cell using CALCOCO1 antibody. Blue: DAPI for nuclear staining.

Note:

For research use only, not for use in diagnostic procedure.

Bioworld Technology, Inc.

Add: 1660 South Highway 100, Suite 500 St. Louis Park, MN 55416, USA.

Email: info@bioworld.com

Tel: 6123263284

Fax: 6122933841

Bioworld technology, co. Ltd.

Add: No 9, weidi road Qixia District Nanjing, 210046, P. R. China.

Email: info@biogot.com

Tel: 0086-025-68037686

Fax: 0086-025-68035151