

## USP25 polyclonal antibody

Catalog: BS71026

Host: Rabbit

Reactivity: Human, Mouse, Rat

### BackGround:

Ubiquitin (MIM 191339) is a highly conserved 76-amino acid protein involved in regulation of intracellular protein breakdown, cell cycle regulation, and stress response. Ubiquitin is released from degraded proteins by disassembly of the polyubiquitin chains, which is mediated by ubiquitin-specific proteases (USPs), such as USP25 (Valero et al., 1999)

### Product:

1mg/ml in PBS with 0.02% sodium azide, 50% glycerol, pH7.3.

### Molecular Weight:

~ 122 kDa

### Swiss-Prot:

Q9UHP3

### Purification&Purity:

The antibody was affinity-purified from rabbit antiserum by affinity-chromatography using epitope-specific immunogen and the purity is > 95% (by SDS-PAGE).

### Applications:

WB 1:500 - 1:2000

IHC 1:50 - 1:200

IP 1:50 - 1:100

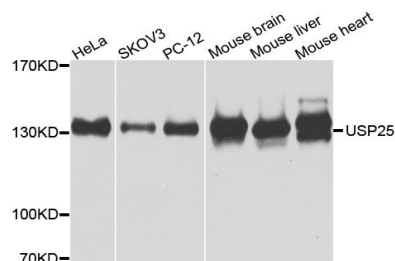
### Storage&Stability:

Store at 4 °C short term. Aliquot and store at -20 °C long term. Avoid freeze-thaw cycles.

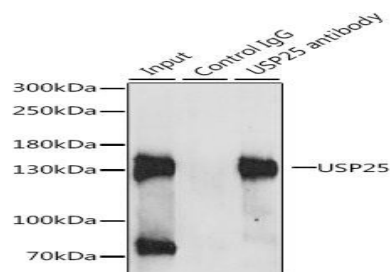
### Specificity:

USP25 polyclonal antibody detects endogenous levels of USP25 protein.

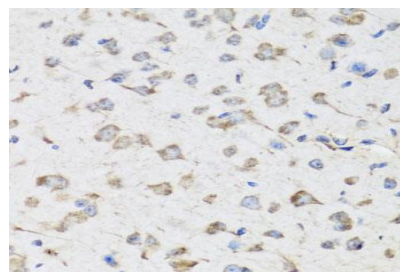
### DATA:



Western blot analysis of extracts of various cells, using USP25 antibody.



Immunoprecipitation analysis of 200ug extracts of HeLa cells, using 3 ug USP25 antibody.



Immunohistochemistry of paraffin-embedded mouse brain using USP25 antibody at dilution of 1:100 (x40 lens).

### Note:

For research use only, not for use in diagnostic procedure.

### Bioworld Technology, Inc.

Add: 1660 South Highway 100, Suite 500 St. Louis Park, MN 55416, USA.

Email: [info@bioworld.com](mailto:info@bioworld.com)

Tel: 6123263284

Fax: 6122933841

### Bioworld technology, co. Ltd.

Add: No 9, weidi road Qixia District Nanjing, 210046, P. R. China.

Email: [info@biogot.com](mailto:info@biogot.com)

Tel: 0086-025-68037686

Fax: 0086-025-68035151