

## ST8SIA2 polyclonal antibody

Catalog: BS70894

Host: Rabbit

Reactivity: Human, Mouse, Rat

### BackGround:

The protein encoded by this gene is a type II membrane protein that is thought to catalyze the transfer of sialic acid from CMP-sialic acid to N-linked oligosaccharides and glycoproteins. The encoded protein may be found in the Golgi apparatus and may be involved in the production of polysialic acid, a modulator of the adhesive properties of neural cell adhesion molecule (NCAM1). This protein is a member of glycosyltransferase family 29.

### Product:

1mg/ml in PBS with 0.02% sodium azide, 50% glycerol, pH7.3.

### Molecular Weight:

~ 42 kDa

### Swiss-Prot:

Q92186

### Purification&Purity:

The antibody was affinity-purified from rabbit antiserum by affinity-chromatography using epitope-specific immunogen and the purity is > 95% (by SDS-PAGE).

### Applications:

WB 1:500 - 1:2000

IHC 1:50 - 1:200

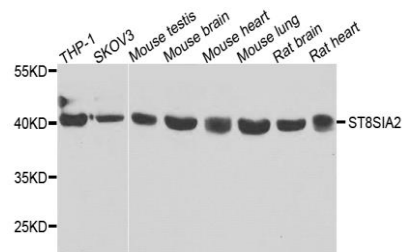
### Storage&Stability:

Store at 4 °C short term. Aliquot and store at -20 °C long term. Avoid freeze-thaw cycles.

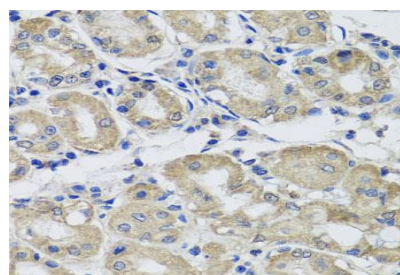
### Specificity:

ST8SIA2 polyclonal antibody detects endogenous levels of ST8SIA2 protein.

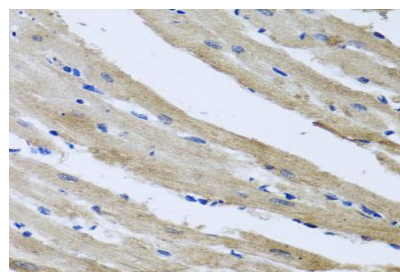
### DATA:



Western blot analysis of extracts of various cells, using ST8SIA2 antibody.



Immunohistochemistry of paraffin-embedded human gastric using ST8SIA2 antibody at dilution of 1:100 (x40 lens).



Immunohistochemistry of paraffin-embedded rat heart using ST8SIA2 antibody at dilution of 1:100 (x40 lens).

### Note:

For research use only, not for use in diagnostic procedure.

### Bioworld Technology, Inc.

Add: 1660 South Highway 100, Suite 500 St. Louis Park, MN 55416, USA.

Email: [info@bioworld.com](mailto:info@bioworld.com)

Tel: 6123263284

Fax: 6122933841

### Bioworld technology, co. Ltd.

Add: No 9, weidi road Qixia District Nanjing, 210046, P. R. China.

Email: [info@biogot.com](mailto:info@biogot.com)

Tel: 0086-025-68037686

Fax: 0086-025-68035151