

## VDAC1 polyclonal antibody

Catalog: BS6760

Host: Rabbit

Reactivity: Human, Mouse, Rat

### BackGround:

Adenine nucleotide translocator (ANT) and the voltage-dependent anion-selective channel proteins 1 and 2 (VDAC1 and VDAC2) are components of the permeability transition pore complex (PTPC) of the mitochondrial inner and outer membranes, respectively. Formation of PTPCs, the subsequent dissipation of mitochondrial inner membrane potential and release of cytochrome c through the outer mitochondrial membrane are critical events in the early stages of apoptosis.

### Product:

1mg/ml in PBS with 0.1% Sodium Azide, 50% Glycerol.

### Molecular Weight:

~ 32 kDa

### Swiss-Prot:

P21796

### Purification&Purity:

The antibody was affinity-purified from rabbit antiserum by affinity-chromatography using epitope-specific immunogen and the purity is > 95% (by SDS-PAGE).

### Applications:

WB: 1:500~1:2000

IHC/IF: 1:50~1:200

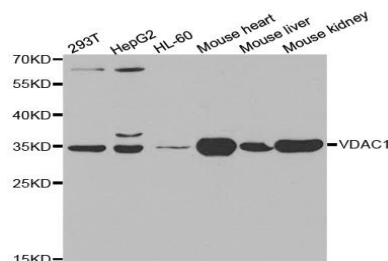
### Storage&Stability:

Store at 4 °C short term. Aliquot and store at -20 °C long term. Avoid freeze-thaw cycles.

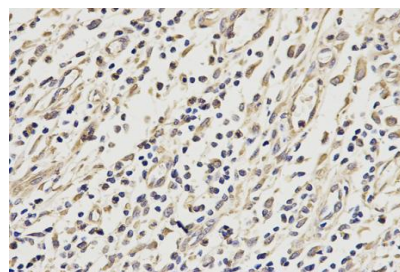
### Specificity:

VDAC1 polyclonal antibody detects endogenous levels of VDAC1 protein.

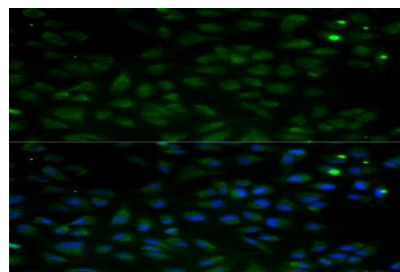
### DATA:



WesternBlot (WB) analysis of VDAC1 polyclonal antibody



Immunohistochemistry (IHC) analysis of VDAC1 polyclonal antibody in paraffin-embedded Human Stomach Cancer tissue.



Immunofluorescence analysis of HeLa cells, using VDAC1 polyclonal antibody

### Note:

For research use only, not for use in diagnostic procedure.

### Bioworld Technology, Inc.

Add: 1660 South Highway 100, Suite 500 St. Louis Park, MN 55416, USA.

Email: [info@bioworld.com](mailto:info@bioworld.com)

Tel: 6123263284

Fax: 6122933841

### Bioworld technology, co. Ltd.

Add: No 9, weidi road Qixia District Nanjing, 210046, P. R. China.

Email: [info@biogot.com](mailto:info@biogot.com)

Tel: 0086-025-68037686

Fax: 0086-025-68035151