

MCM6 polyclonal antibody

Catalog: BS6661

Host: Rabbit

Reactivity: Human, Mouse, Rat

BackGround:

The mini-chromosome maintenance (MCM) family of proteins, including MCM2, MCM3, MCM4 (Cdc21), MCM5 (Cdc46), MCM6 (Mis5) and MCM7 (Cdc47), are regulators of DNA replication that act to ensure replication occurs only once in the cell cycle. The MCM proteins each contain an ATP-binding motif, which is predicted to mediate ATP-dependent opening of double-stranded DNA. MCM proteins are regulated by E2F transcription factors, which induce MCM expression, and by protein kinases, which interact with MCM proteins to maintain the postreplicative state of the cell. MCM2/MCM4 complexes function as substrates for Cdc2/cyclin B in vitro. Cleavage of MCM3, which can be prevented by caspase inhibitors, results in the inactivation during apoptosis of the MCM complex, which is composed of, at least, MCM2-6.

Product:

1mg/ml in PBS with 0.1% Sodium Azide, 50% Glycerol.

Molecular Weight:

~ 91 kDa

Swiss-Prot:

Q14566

Purification&Purity:

The antibody was affinity-purified from rabbit antiserum by affinity-chromatography using epitope-specific immunogen and the purity is > 95% (by SDS-PAGE).

Applications:

WB: 1:500~1:2000

IHC/IF: 1:50~1:200

Storage&Stability:

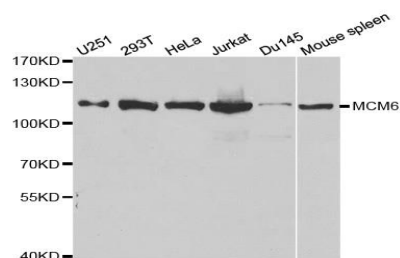
Store at 4 °C short term. Aliquot and store at -20 °C long term. Avoid freeze-thaw cycles.

Specificity:

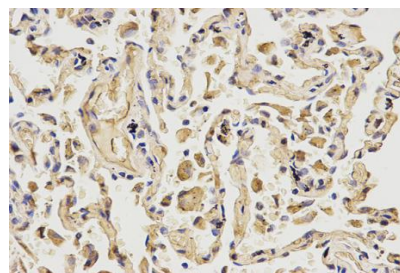
MCM6 polyclonal antibody detects endogenous levels of

MCM6 protein.

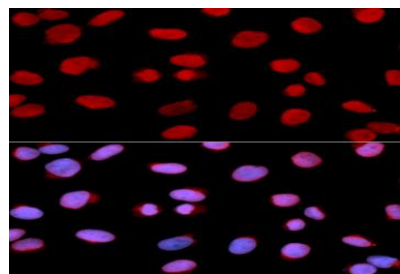
DATA:



Western blot analysis of MCM6 polyclonal antibody



Immunohistochemistry (IHC) analysis of MCM6 polyclonal antibody in paraffin-embedded Human Lung tissue.



Immunofluorescence analysis of U2OS cells, using MCM6 polyclonal antibody

Note:

For research use only, not for use in diagnostic procedure.

Bioworld Technology, Inc.

Add: 1660 South Highway 100, Suite 500 St. Louis Park, MN 55416, USA.

Email: info@bioworld.com

Tel: 6123263284

Fax: 6122933841

Bioworld technology, co. Ltd.

Add: No 9, weidi road Qixia District Nanjing, 210046, P. R. China.

Email: info@biogot.com

Tel: 0086-025-68037686

Fax: 0086-025-68035151