

ACSS1 Polyclonal Antibody

Catalog: BS65381

Host: Rabbit

Reactivity: Human, Mouse

BackGround:

acyl-CoA synthetase short-chain family member 1(ACSS1) Homo sapiens This gene encodes a mitochondrial acetyl-CoA synthetase enzyme. A similar protein in mice plays an important role in the tricarboxylic acid cycle by catalyzing the conversion of acetate to acetyl CoA. Alternatively spliced transcript variants encoding multiple isoforms have been observed for this gene. [provided by RefSeq, Nov 2011],

Product:

Liquid in PBS containing 50% glycerol, 0.5% BSA and 0.02% sodium azide.

Molecular Weight:

~75 kDa

Swiss-Prot:

Q9NUB1

Purification&Purity:

The antibody was affinity-purified from rabbit antiserum by affinity-chromatography using epitope-specific immunogen.

Applications:

Western Blot: 1/500 - 1/2000. Immunohistochemistry: 1/100 - 1/300. ELISA: 1/40000. Not yet tested in other applications.

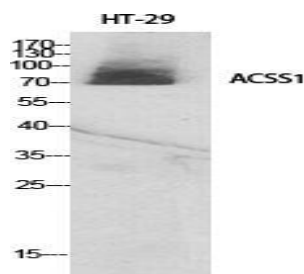
Storage&Stability:

Store at 4 °C short term. Aliquot and store at -20 °C long term. Avoid freeze-thaw cycles.


Specificity:

ACSS1 Polyclonal Antibody detects endogenous levels of ACSS1 protein.

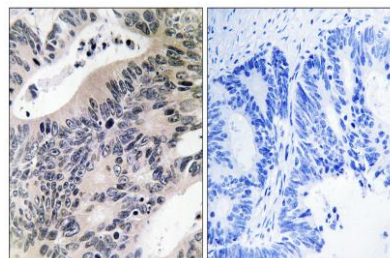
DATA:



Western Blot analysis of various cells using ACSS1 Polyclonal Antibody



Western Blot analysis of HT29 cells using ACSS1 Polyclonal Antibody



Immunohistochemistry analysis of paraffin-embedded human colon carcinoma tissue, using ACSS1 Antibody. The picture on the right is blocked with the synthesized peptide.

Note:

For research use only, not for use in diagnostic procedure.

Bioworld Technology, Inc.

Add: 1660 South Highway 100, Suite 500 St. Louis Park, MN 55416, USA.

Email: info@bioworld.com

Tel: 6123263284

Fax: 6122933841

Bioworld technology, co. Ltd.

Add: No 9, weidi road Qixia District Nanjing, 210046, P. R. China.

Email: info@biogot.com

Tel: 0086-025-68037686

Fax: 0086-025-68035151