

S100P Rabbit monoclonal antibody

Catalog: BS40409

Host: Rabbit

Reactivity: Human

BackGround:

S100 proteins regulate a variety of cellular processes such as cell growth and motility, cell cycle progression, transcription, and differentiation. S100P, a member of the S100 family, is a 95 amino acid protein. Its expression is increased in a number of tumors including pancreas, lung, breast, and ovary carcinomas in response to transcriptional activation.

Product:

Rabbit IgG, 1mg/ml in PBS with 0.02% sodium azide, 50% glycerol, pH7.2.

Molecular Weight:

10kDa

Swiss-Prot:

P25815

Purification&Purity:

Affinity-chromatography

Applications:

WB 1:500~1:2000 IHC 1:50~1:200 ICC/IF 1:50~1:200
IP 1:50

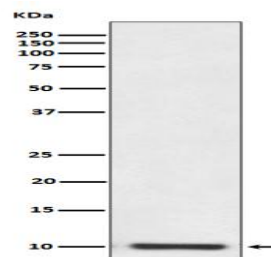
Storage&Stability:

Store at 4 °C short term. Aliquot and store at -20 °C long term. Avoid freeze-thaw cycles.

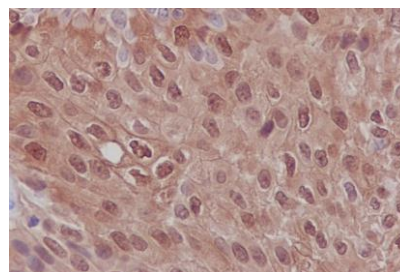
Specificity:

S100P Antibody detects endogenous levels of total S100P

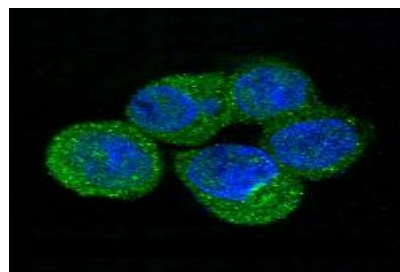
DATA:



Western blot analysis of S100P expression in SW480 cell lysate.



Immunohistochemical analysis of paraffin-embedded human bladder carcinoma, using S100P Antibody.



Immunofluorescent analysis of SW480 cells, using S100P Antibody.

Note:

For research use only, not for use in diagnostic procedure.

Bioworld Technology, Inc.

Add: 1660 South Highway 100, Suite 500 St. Louis Park, MN 55416, USA.

Email: info@bioworld.com

Tel: 6123263284

Fax: 6122933841

Bioworld technology, co. Ltd.

Add: No 9, weidi road Qixia District Nanjing, 210046, P. R. China.

Email: info@biogot.com

Tel: 0086-025-68037686

Fax: 0086-025-68035151