

CDCA5 Rabbit monoclonal antibody

Catalog: BS40352

Host: Rabbit

Reactivity: Human

BackGround:

Regulator of sister chromatid cohesion in mitosis stabilizing cohesin complex association with chromatin. May antagonize the action of WAPAL which stimulates cohesin dissociation from chromatin. Cohesion ensures that chromosome partitioning is accurate in both meiotic and mitotic cells and plays an important role in DNA repair. Required for efficient DNA double-stranded break repair.

Product:

Rabbit IgG, 1mg/ml in PBS with 0.02% sodium azide, 50% glycerol, pH7.2.

Molecular Weight:

35kDa

Swiss-Prot:

Q96FF9

Purification&Purity:

Affinity-chromatography

Applications:

WB 1:500~1:2000 IHC 1:50~1:200 ICC/IF 1:50~1:200
FC 1:50

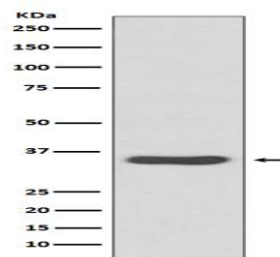
Storage&Stability:

Store at 4 °C short term. Aliquot and store at -20 °C long term. Avoid freeze-thaw cycles.

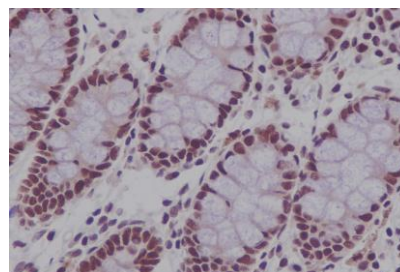
Specificity:

CDCA5 Antibody detects endogenous levels of total CDCA5

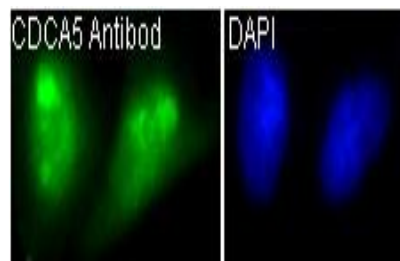
DATA:



Western blot analysis of CDCA5 expression in Jurkat cell lysate.



Immunohistochemical analysis of paraffin-embedded human colon, using CDCA5 Antibody.



Immunofluorescent analysis of HeLa cells, using CDCA5 Antibody.

Note:

For research use only, not for use in diagnostic procedure.

Bioworld Technology, Inc.

Add: 1660 South Highway 100, Suite 500 St. Louis Park, MN 55416, USA.

Email: info@bioworld.com

Tel: 6123263284

Fax: 6122933841

Bioworld technology, co. Ltd.

Add: No 9, weidi road Qixia District Nanjing, 210046, P. R. China.

Email: info@biogot.com

Tel: 0086-025-68037686

Fax: 0086-025-68035151