

## TrkA+B+C Rabbit monoclonal antibody

Catalog: BS40330

Host: Rabbit

Reactivity: Human Mouse Rat

### BackGround:

The family of Trk receptor tyrosine kinases consists of TrkA, TrkB, and TrkC. While the sequence of these family members is highly conserved, they are activated by different neurotrophins: TrkA by NGF, TrkB by BDNF or NT4, and TrkC by NT3. Neurotrophin signaling through these receptors regulates a number of physiological processes, such as cell survival, proliferation, neural development, and axon and dendrite growth and patterning.

### Product:

Rabbit IgG, 1mg/ml in PBS with 0.02% sodium azide, 50% glycerol, pH7.2.

### Molecular Weight:

140kDa

### Swiss-Prot:

P04629/Q16288/Q16620

### Purification&Purity:

Affinity-chromatography

### Applications:

WB 1:1000~1:2000 IHC 1:50~1:200 ICC/IF 1:50~1:200

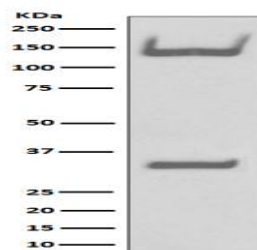
### Storage&Stability:

Store at 4 °C short term. Aliquot and store at -20 °C long term. Avoid freeze-thaw cycles.

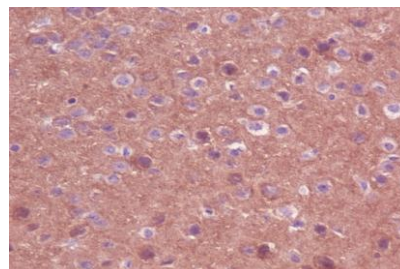
### Specificity:

TrkA+B+C Antibody detects endogenous levels of TrkA+B+C

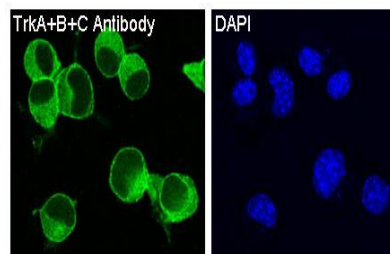
### DATA:



Western blot analysis of TrkA+B+C expression in Human fetal brain lysate.



Immunohistochemical analysis of paraffin-embedded mouse brain, using TrkA+B+C Antibody.



Immunofluorescent analysis of Neuro-2a cells, using TrkA+B+C Antibody.

### Note:

For research use only, not for use in diagnostic procedure.

### Bioworld Technology, Inc.

Add: 1660 South Highway 100, Suite 500 St. Louis Park, MN 55416, USA.

Email: [info@bioworld.com](mailto:info@bioworld.com)

Tel: 6123263284

Fax: 6122933841

### Bioworld technology, co. Ltd.

Add: No 9, weidi road Qixia District Nanjing, 210046, P. R. China.

Email: [info@biogot.com](mailto:info@biogot.com)

Tel: 0086-025-68037686

Fax: 0086-025-68035151