

## Histone H3 (acetyl K56) Rabbit monoclonal antibody

Catalog: BS40067

Host: Rabbit

Reactivity: Human Mouse Rat

### BackGround:

Core component of nucleosome. Nucleosomes wrap and compact DNA into chromatin, limiting DNA accessibility to the cellular machineries which require DNA as a template. Histones thereby play a central role in transcription regulation, DNA repair, DNA replication and chromosomal stability. DNA accessibility is regulated via a complex set of post-translational modifications of histones, also called histone code, and nucleosome remodeling.

### Product:

Rabbit IgG, 1mg/ml in PBS with 0.02% sodium azide, 50% glycerol, pH7.2.

### Molecular Weight:

15kDa

### Swiss-Prot:

P68431

### Purification&Purity:

Affinity-chromatography

### Applications:

WB 1:1000~1:2000 IHC 1:50~1:200 ICC/IF 1:50~1:200

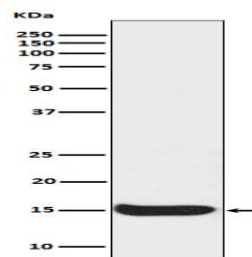
### Storage&Stability:

Store at 4 °C short term. Aliquot and store at -20 °C long term. Avoid freeze-thaw cycles.

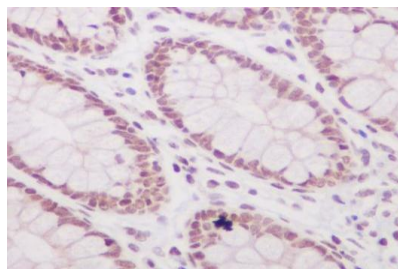
### Specificity:

Histone H3 (acetyl K56) Antibody detects endogenous levels of total Histone H3 (acetyl K56)

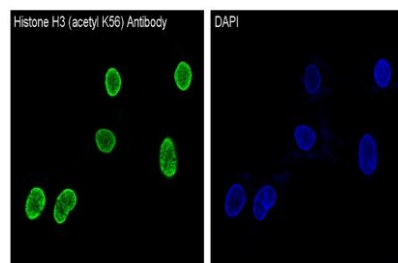
### DATA:



Western blot analysis of Histone H3 (acetyl K56) expression in C6 cell lysate, treated with TSA.



Immunohistochemical analysis of paraffin-embedded human colon, using Histone H3 (acetyl K56) Antibody.



Immunofluorescent analysis of HeLa cells, using Histone H3 (acetyl K56) Antibody.

### Note:

For research use only, not for use in diagnostic procedure.

### Bioworld Technology, Inc.

Add: 1660 South Highway 100, Suite 500 St. Louis Park, MN 55416, USA.

Email: [info@bioworld.com](mailto:info@bioworld.com)

Tel: 6123263284

Fax: 6122933841

### Bioworld technology, co. Ltd.

Add: No 9, weidi road Qixia District Nanjing, 210046, P. R. China.

Email: [info@biogot.com](mailto:info@biogot.com)

Tel: 0086-025-68037686

Fax: 0086-025-68035151